

Focusing Effects of The Triplet Quadrupole lens on Charge Particle Beam

Raheem Lafta Ali

Al-Mustanseriyah University, College of Education, Department of physics

Abstract:

This research includes a study of the main parameters effecting on the charged particle ion beam passing through the triplet quadrupole lenses ,which used as focusing element. And the research included a study of the effect of changing the first free region ,the lenses distance and quadrupole lens length on the properties of the charge particle beam in horizontal and vertical plane.

Key words: This research studies the transport of charged particles beam through the triplet quadrupole lenses

Introduction:

Electrostatic triplet quadrupole lens uses for focusing charged particles beam by using either a magnetic or an electrostatic field. It plays an important role in the formation and control of electron or ion beam and has applications in several different fields such as electron microscopy cathode ray tubes, ion accelerators and electron impact studies. There are numerous types of lenses like; magnetic lens and electrostatic lens .There are many electrostatic lenses classified according to its shape of their electrodes ,such as cylinders, planes containing circular holes and grid [1].

The action of electrostatic field can be use as a bending of ion path .The total effect of electrostatic lens depends on the strength extent of electrostatic field and on the speed of the ions of the passed beam.

Focusing Effects of The Triplet Quadrupole lens on Charge Particle Beam

Raheem Lafta Ali

In this research was used electrostatic lens (Electrostatic Quadrupole lens (EQL)) constant of four parallel electrodes as shown in fig (1) [2].

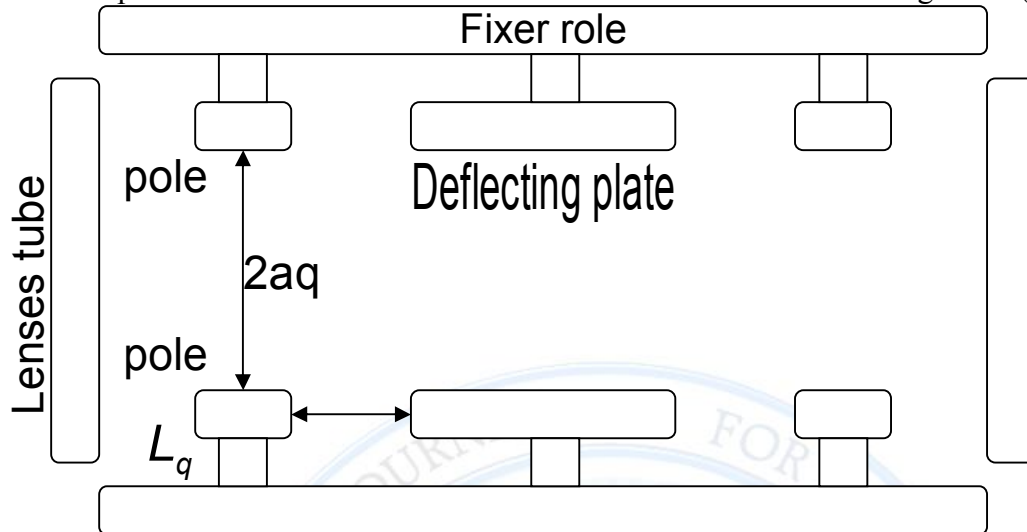


Figure (1): Triplet quadrupole lens [2].

It has four planes of symmetry intersecting along the Z- axis with an angle (w) between them .The lens, centered at $Z=0$, extends in the positive and negative Z-direction the aperture of the lens ($2a_q$) is defined by the diameter of the hypothetical circle tangential to the four electrodes as shown in fig (2) [3].

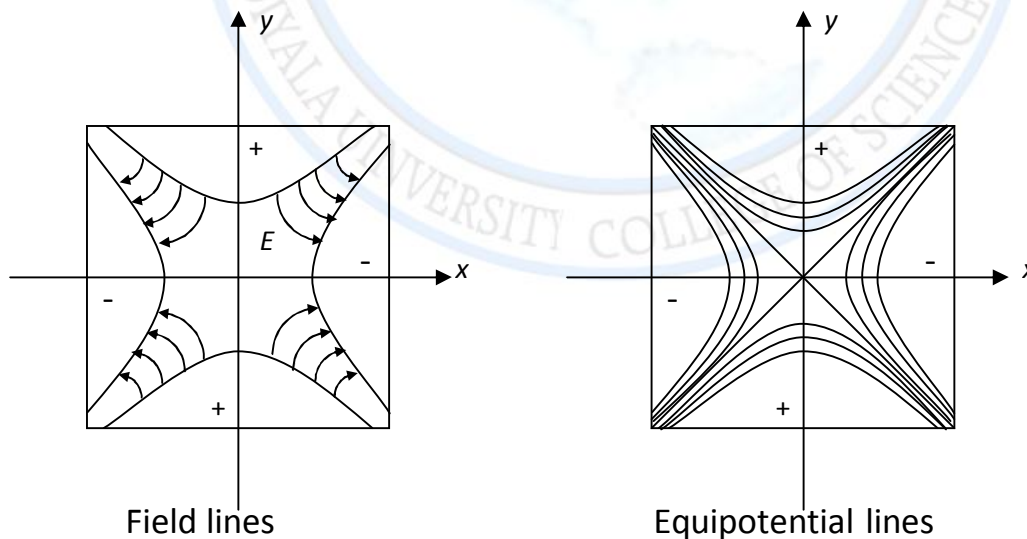


Figure (2): Electrostatic quadrupole field [3].

Focusing Effects of The Triplet Quadrupole lens on Charge Particle Beam

Raheem Lafta Ali

Mathematical Treatment:

The optical system contains, source, first drift space (S1), quadrupole region, second drift space (S2) and target where Drift space regions are limited between two elements a long beam transport line and there is no force effect on the charged particle as shown in figure (3) [4,5].

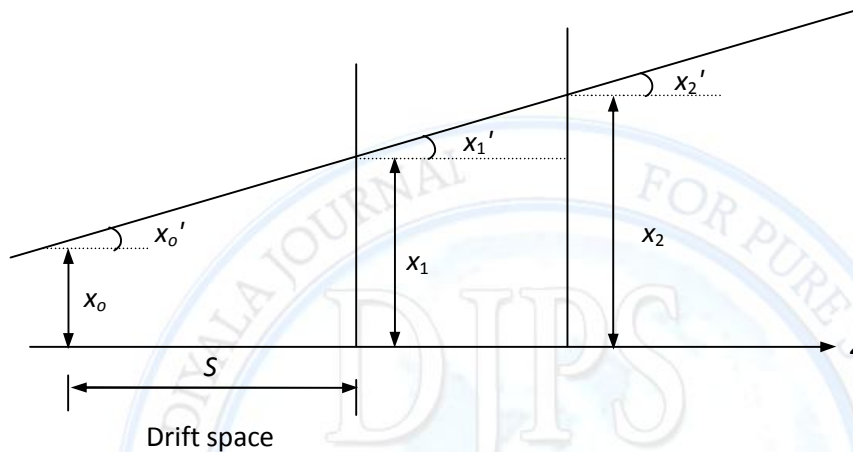


Figure (3): Particle path in the drift space region [4].

From the above figure (2) we note the particle path in the drift space region where the particle position and divergence (x_0, x_0') is transferred through drift space length (S) and causing new position and divergence (x_1, x_1') where

$$x_1 = x_0 + x_0' S \tag{1}$$

And

$$x_1' = x_0' \tag{2}$$

And in the matrix form:

$$\begin{bmatrix} x_1 \\ x_1' \end{bmatrix} = \begin{bmatrix} 1 & S \\ 0 & 1 \end{bmatrix} \begin{bmatrix} x_0 \\ x_0' \end{bmatrix} \tag{3}$$

And

$$\begin{bmatrix} y_1 \\ y_1' \end{bmatrix} = \begin{bmatrix} 1 & S \\ 0 & 1 \end{bmatrix} \begin{bmatrix} y_0 \\ y_0' \end{bmatrix} \tag{4}$$

So the sigma matrix can be introduced by using equation.

Focusing Effects of The Triplet Quadrupole lens on Charge Particle Beam

Raheem Lafta Ali

$$\sigma x(out) = R_x \sigma x(in) R_x^T \tag{5}$$

In term of $\sigma x(in)$ matrix element.

$$\sigma x(out) = \begin{bmatrix} \sigma x_{11}(in) + 2S\sigma x_{12}(in) + S^2\sigma x_{22}(in) & \sigma x_{12}(in) + S\sigma x_{22}(in) \\ \sigma x_{12}(in) + S\sigma x_{22}(in) & \sigma x_{22}(in) \end{bmatrix}$$

(6)

The axis quadrupole lens is z-axis a long the four fold symmetry axis of the lens .In the positive poles there are focusing on the ion passing through the lens and defocusing in the negative poles[6].

The major action of triplet quadrupole lenses is focusing the ion beam .The triplet quadrupole lens consists of three quadrupole parts[7].

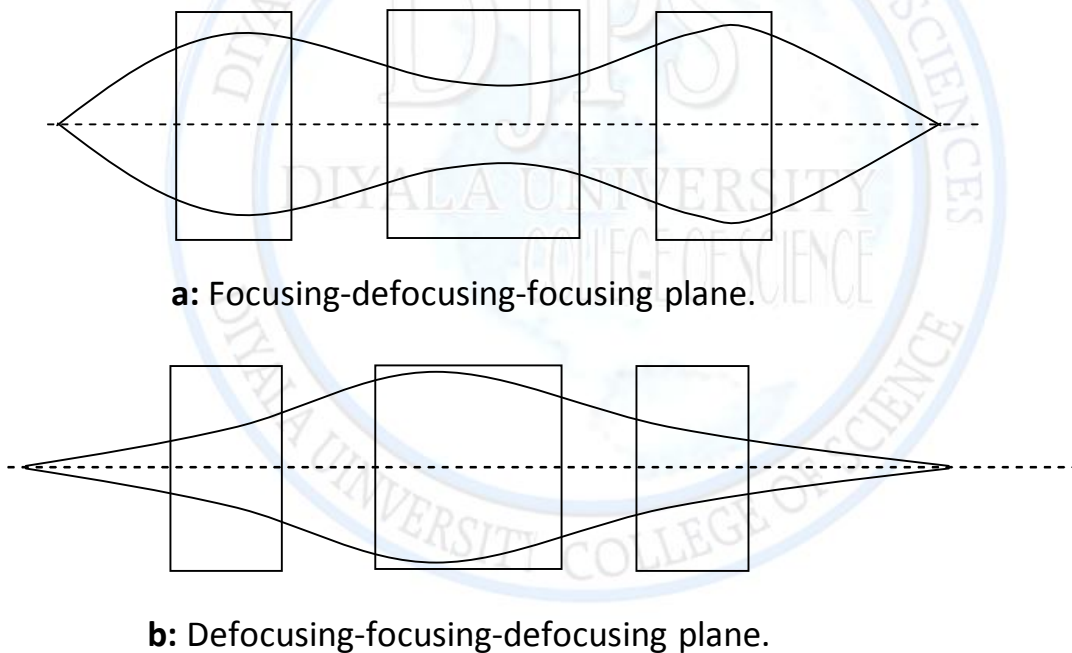


Figure (3): Beam envelope in triplet [7].

For small θ the R-matrix in triplet becomes :

Focusing Effects of The Triplet Quadrupole lens on Charge Particle Beam

Raheem Lafta Ali

$$R = \begin{bmatrix} 1 & 2(2L_q + s) \left(1 \pm \theta^2 \left(1 + \frac{s}{L_q} \right) \right) \\ -2 \left(\frac{\theta^4}{L_q} \right) \left(\frac{2}{3} + \frac{s}{L_q} \right) & 1 \end{bmatrix} \quad (7)$$

Where L_q : is effective length of lens.

$$\theta = \frac{Lq}{aq} \sqrt{\frac{Va}{U}} \quad (8)$$

Where Va : pole voltage, a_q : distance between the pole tip and lens axis and U : particle potential. Sigma matrix for the quadrupole triplet lens in x -plane:

$$\left. \begin{aligned} \sigma x_{11}(out) &= \sigma x_{11}(in) + 4\sigma x_{12}(in)(2L_q + s) \left(1 + \theta^2 \left(1 + \frac{s}{L_q} \right) \right) \\ &\quad + 4\sigma x_{22}(in)(2L_q + s)^2 \left(1 + \theta^2 \left(1 + \frac{s}{L_q} \right) \right)^2 \\ \sigma x_{12}(out) &= -2\sigma x_{11}(in) \left(\frac{\theta^4}{L_q} \right) \left(\frac{2}{3} + \frac{s}{L_q} \right) + \sigma x_{12}(in) \left(1 - 4 \frac{\theta^4}{L_q} \left(\frac{2}{3} + \frac{s}{L_q} \right) (2L_q + s) \right. \\ &\quad \left. \left(1 + \theta^2 \left(1 + \frac{s}{L_q} \right) \right) \right) + 2\sigma x_{22}(in)(2L_q + s) \left(1 + \theta^2 \left(1 + \frac{s}{L_q} \right) \right) \\ \sigma x_{21}(out) &= \sigma x_{12}(out) \\ \sigma x_{22}(out) &= 4\sigma x_{11}(in) \left(\frac{\theta^4}{L_q} \left(\frac{2}{3} + \frac{s}{L_q} \right) \right)^2 - 4\sigma x_{21}(in) \left(\frac{\theta^4}{L_q} \right) \left(\frac{2}{3} + \frac{s}{L_q} \right) + \sigma x_{22}(in) \end{aligned} \right\} (9)$$

Sigma matrix for the triplet quadrupole lens in y -plane:

Focusing Effects of The Triplet Quadrupole lens on Charge Particle Beam

Raheem Lafta Ali

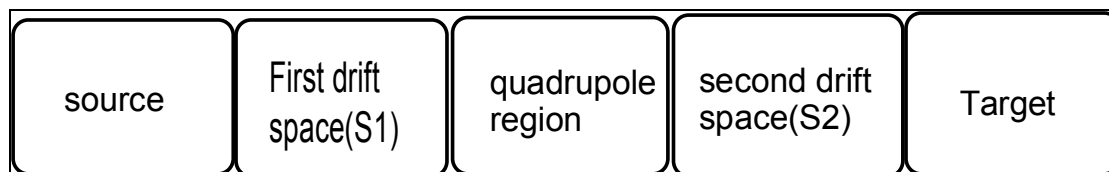
$$\begin{aligned}
 \sigma_{y_{11}}(out) &= \sigma_{y_{11}}(in) + 4\sigma_{y_{12}}(in)(2L_q + s) \left(1 - \theta^2 \left(1 + \frac{s}{L_q} \right) \right) \\
 &\quad + 4\sigma_{y_{22}}(in)(2L_q + s)^2 \left(1 - \theta^2 \left(1 + \frac{s}{L_q} \right) \right)^2 \\
 \sigma_{y_{12}}(out) &= -2y\sigma_{11}(in) \left(\frac{\theta^4}{L_q} \right) \left(\frac{2}{3} + \frac{s}{L_q} \right) + \sigma_{y_{12}}(in) \left(1 - 4 \frac{\theta^4}{L_q} \left(\frac{2}{3} + \frac{s}{L_q} \right) (2L_q + s) \right. \\
 &\quad \left. \left(1 - \theta^2 \left(1 + \frac{s}{L_q} \right) \right) \right) + 2\sigma_{y_{22}}(in)(2L_q + s) \left(1 - \theta^2 \left(1 + \frac{s}{L_q} \right) \right) \\
 \sigma_{y_{21}}(out) &= \sigma_{y_{12}}(in) \\
 \sigma_{y_{22}}(out) &= 4\sigma_{y_{11}}(in) \left(\frac{\theta^4}{L_q} \left(\frac{2}{3} + \frac{s}{L_q} \right) \right)^2 - 4\sigma_{y_{21}}(in) \left(\frac{\theta^4}{L_q} \right) \left(\frac{2}{3} + \frac{s}{L_q} \right) + \sigma_{y_{22}}(in) \quad (10)
 \end{aligned}$$

Results and Discussion

In this research we use program of Fortran to study the effect of main parameter of quadrupole lens (first free region, the distance between the lenses(LD) and quadrupole lens length(*lq*) on charge particle beam passing through it .The action of electrostatic quadrupole lens as focusing or defocusing elements in horizontal plane or in vertical plane. The value of electrostatic quadrupole lens parameters of change as the follows:

- 1-First free region (S1=100mm,S2=500mm,S3=1000mm) .
- 2-Distance lenses (LD=20mm,LD=50mm,LD=70mm).
- 3- Triplet Quadrupole lens length (*Lq*=20 mm, *Lq*=100mm,*Lq*=150mm).

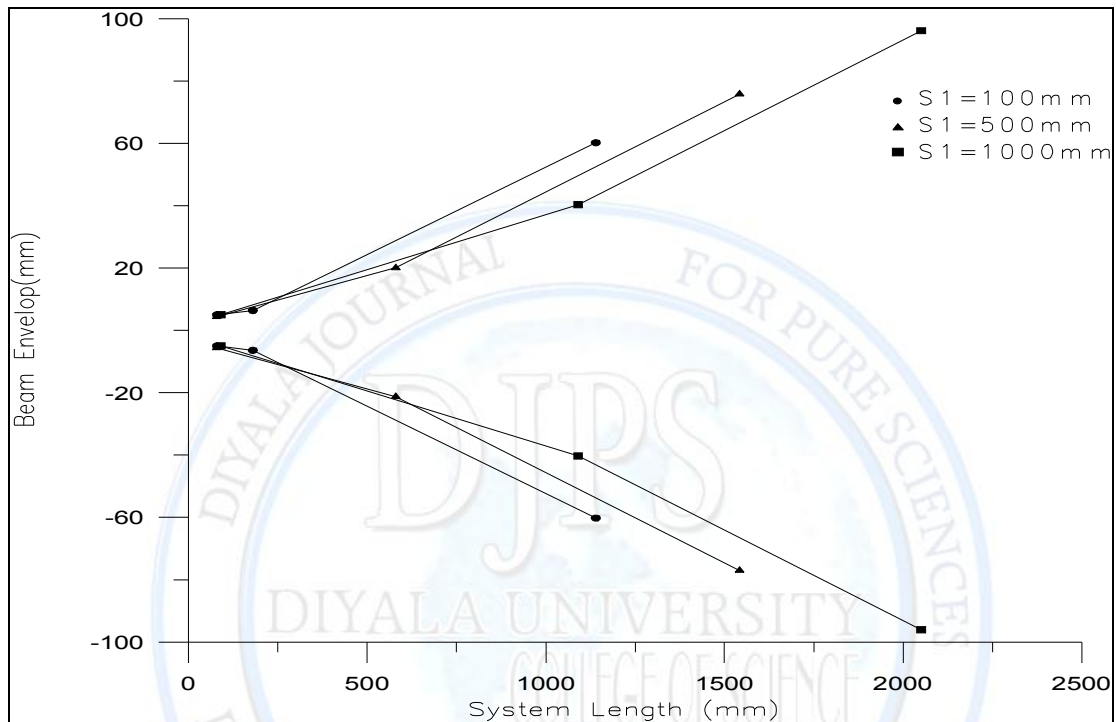
The system continues as the following:



Focusing Effects of The Triplet Quadrupole lens on Charge Particle Beam

Raheem Lafta Ali

The effect of first drift space (S1) on beam envelope for horizontal plane with constant ($LD=20\text{mm}, Lq=20\text{mm}$) shown in figure (5) one can note the focusing action of the first drift space (S1) and this converge increases by decreasing the first drift space (S1) and there is increasing in the system length with increasing the first drift space .



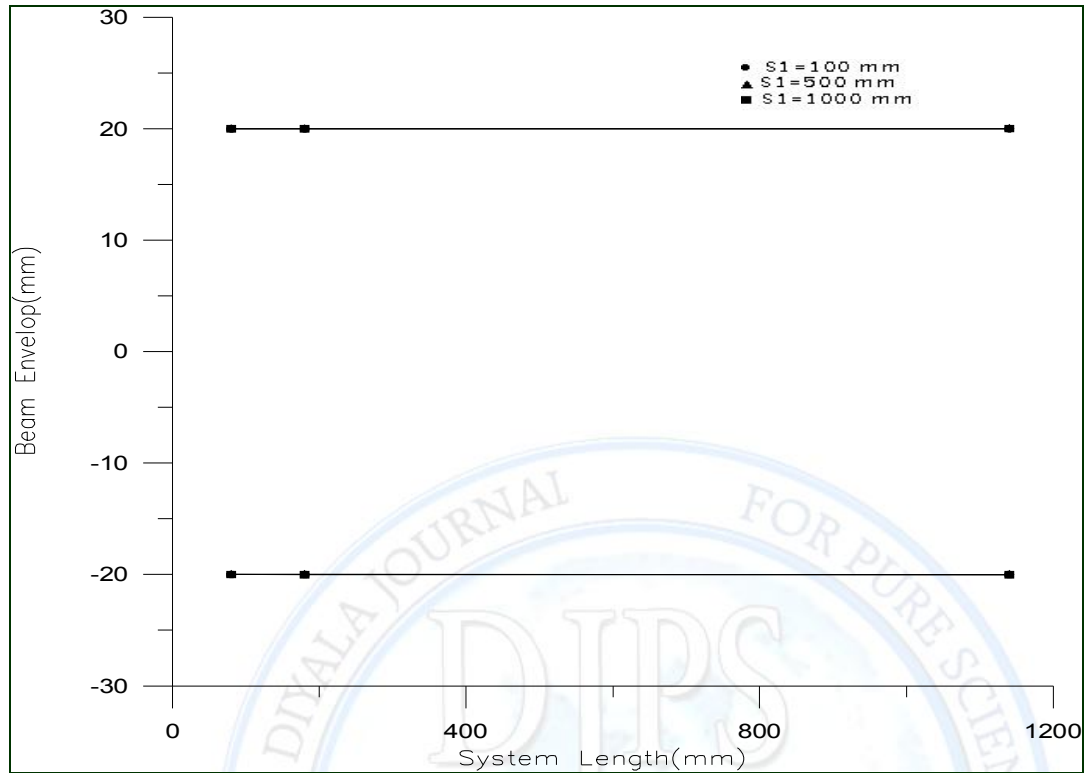
Figure(5):Effect of first free region with constant $LD=20\text{mm}, Lq=20\text{mm}$ in horizontal plane.

In vertical plane when $S1=100\text{mm}, S1=500\text{mm}, S1=1000\text{mm}$ and constant LD and Lq ($20\text{mm}, 20\text{mm}$) respectively as figure (6) shows there is no clear action of first drift space (S1) on focusing of quadrupole lens

but there is increasing in the system length with increasing the first drift space .

Focusing Effects of The Triplet Quadrupole lens on Charge Particle Beam

Raheem Lafta Ali

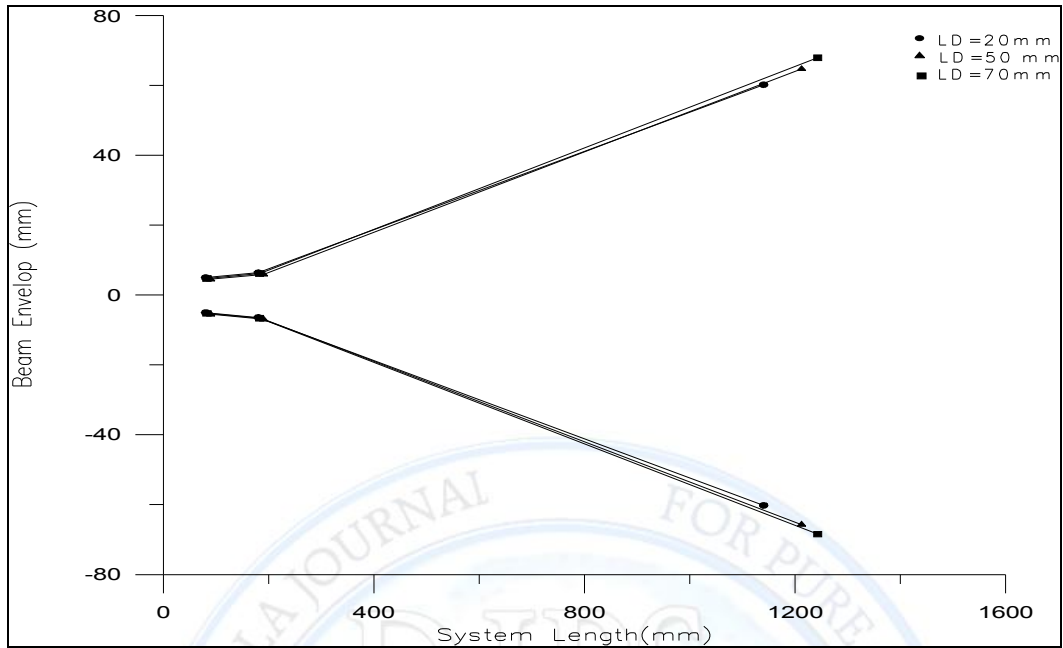


Figure(6): Effect of first free region with constant LD=20mm, Lq=20mm in vertical plane.

Figure (7) shows the effect of distance between lenses LD on beam envelope for horizontal plane with constant first free region and quadrupole lens length (S1=100mm, Lq=20mm) respectively. We can note from this figure that there is an increasing in ion beam width with increasing of lenses distance LD so that the lenses distance LD acts as divergence lens.

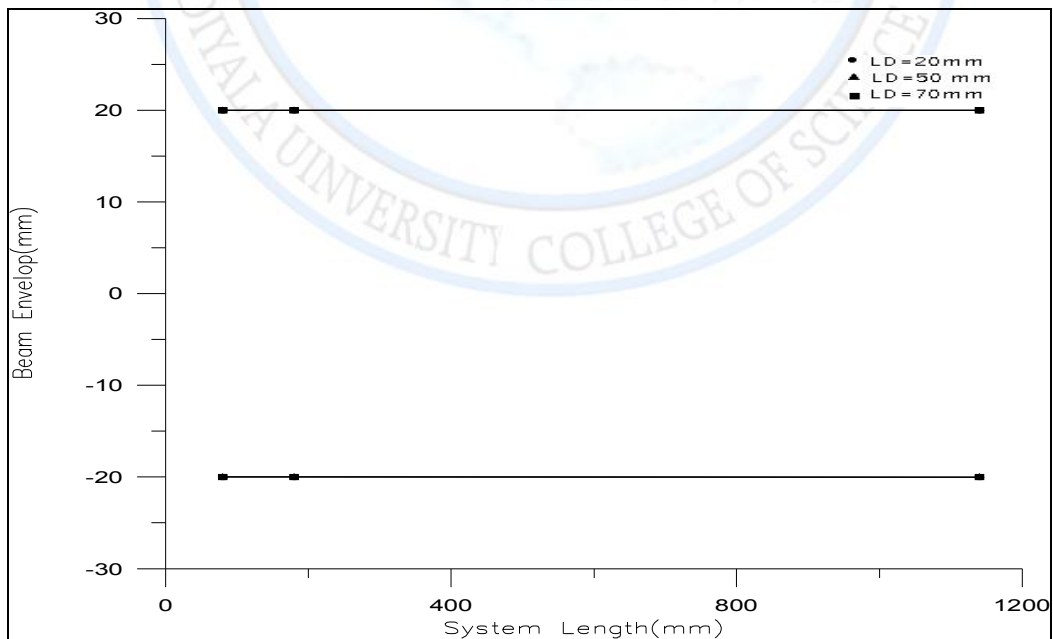
Focusing Effects of The Triplet Quadrupole lens on Charge Particle Beam

Raheem Lafta Ali



Figure(7):Effect of distance between lenses LD when $S1=100\text{mm}$ and $Lq=20\text{mm}$ in horizotal plane.

In figure(8) shows there is no clear action of lenses distance on focusing of quadropule lenses with constant ($S1=100\text{mm}, Lq=20\text{mm}$) but there is increasing in the system length with increasing distance between lenses.

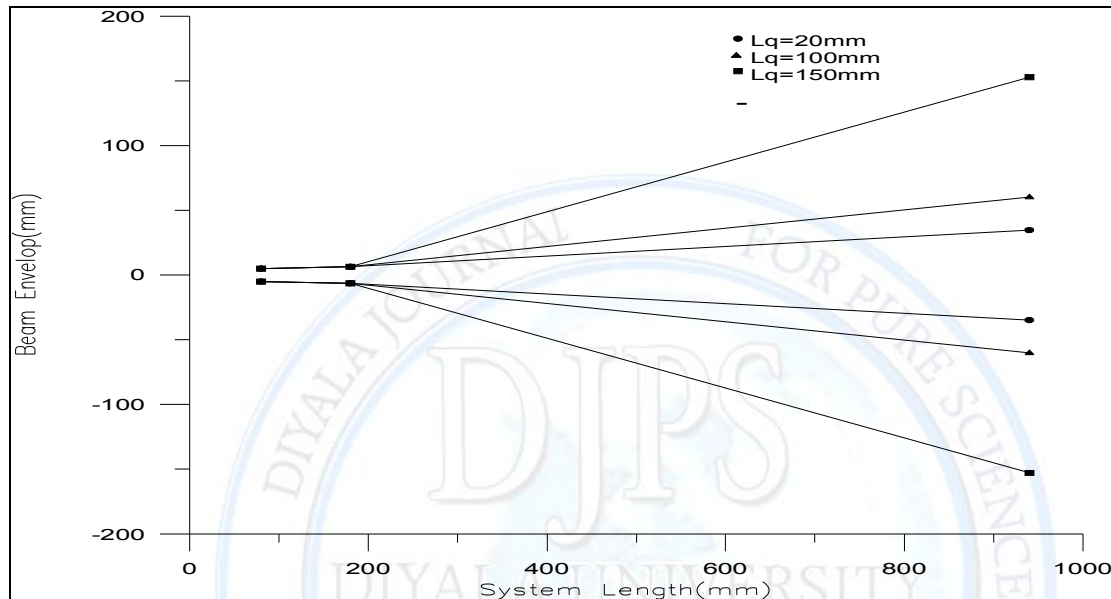


Figure(8):Effect of distance between lenses when $S1=100\text{mm}$ and $Lq=20\text{mm}$ in vertical plane.

Focusing Effects of The Triplet Quadrupole lens on Charge Particle Beam

Raheem Lafta Ali

Figure (9) represents the effect of quadrupole lens length L_q on the beam envelope for horizontal plane with constant $S_1=100\text{mm}$ and $LD=20\text{mm}$ in this figure we note there is divergence action with increasing of quadrupole lens length L_q so it acts as divergence lens.

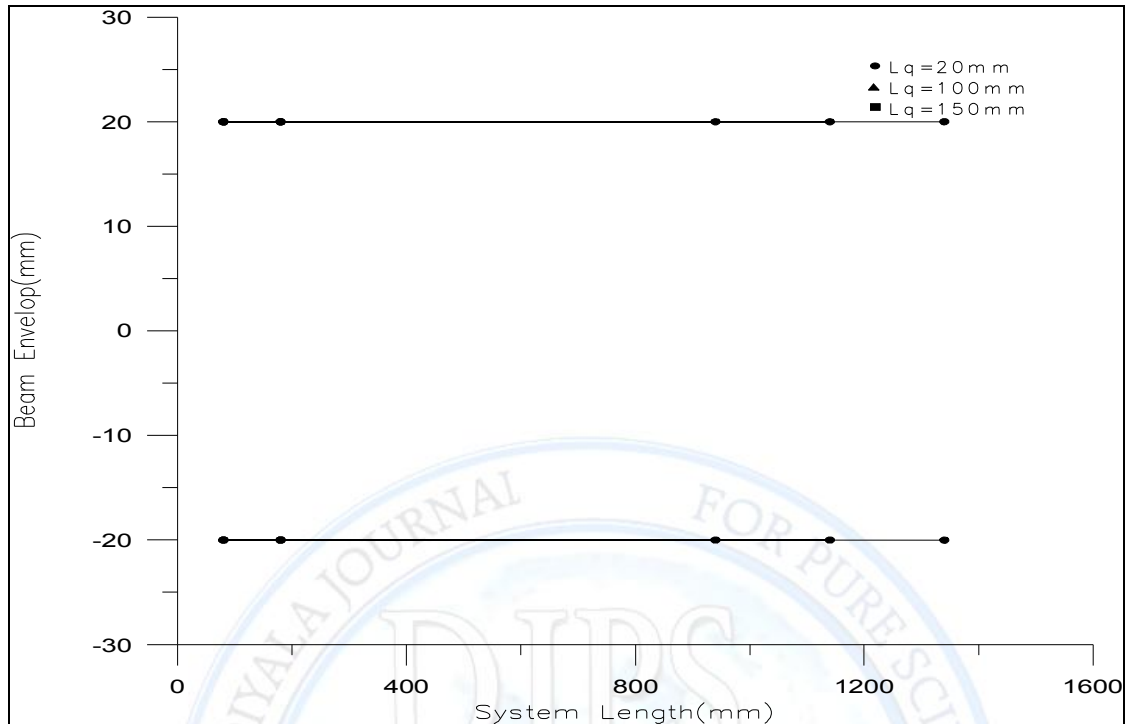


Figure(9):Effect of quadrupole lens length with $S_1=100\text{mm}$ and $L=20\text{mm}$ on beam envelope for horizontal plane.

In vertical plane when $L_q=20\text{mm}, 100\text{mm}, 150\text{mm}$ as figure (10) shows there is no clear action of quadrupole lens length on focusing of quadrupole lens but there is increasing in the system length with increasing quadrupole lens length .

Focusing Effects of The Triplet Quadrupole lens on Charge Particle Beam

Raheem Lafta Ali



Figure(10):Effect of quadrupole lens length with $S1=100\text{mm}$ and $L=20\text{mm}$ on beam envelope for vertical plane.

Conclusions:

From the results of this research ,it can be concluded the following:

For first free region($S1$):

- The ion beam in first free region has diverge always but may be converge action if it came beyond strong focusing element .The increasing of first free region causes increasing of system length .

For triple quadrupole lens:

- Increasing in LD obtains defocusing action in horizontal plane but there is no change in beam focusing in vertical plane.
- When increasing of Lq obtains defocusing action in horizontal plane but the increasing Lq does not effect on system action for vertical plane.
- The best design for this research is:
($S1=100\text{mm}$, $LD=20\text{mm}$ and $Lq=20\text{mm}$)

References:

1. A.p.Banford,“ The Transport of Charged-Particle Beams”,E.and F.N.SPON Limited, London,1966.
2. H.F.Glavish,“A Note on Waist to Waist Transport in Particle Optics”, Nucl.Instr. and Meth.,99(1972)(109-114).
3. J.E.Persico,E.Ferrari, and S.E.Sergre,“Principles of Particle Accelerators”,W.A.Benjamin, Inc., New York,1968.
4. H.A.Enge,“Deflecting Magnets” in“Focusing of Charged-Particle”,edited by :A.Septier.Vol.2,Academic Press INC.,1967.
5. I.H.Hashim.“ A Study Of The Main Parameters Effects In Designing The Medium Range Ion Implanter ”phD thesis, Al-Mustanseriyah University,2004.
6. S.I.Molokovsky and A.D.Sushkov,“ Intense Electron and Ion Beams”,2005.
7. A.A.NAEEM“Waist to Waist Transport Of Charged Particles Beam In Different Optical Elements”2010.

تبيير الجسيمات المشحونة باستخدام العدسة الالكتروستاتيكية الثلاثية الرباعية

رحيم لفتة علي

الجامعة المستنصرية، كلية التربية، قسم الفيزياء

الخلاصة:

يتضمن البحث الحالي دراسة تأثير العوامل الرئيسية على خواص حزمة الجسيمات المشحونة المارة خلال العدسات الالكتروستاتيكية الثلاثية الرباعية كعنصر تبيير في منظومات نقل الحزمة. و تضمن البحث دراسة تأثير كل من منطقة الانسياب الحرة الأولى، المسافة بين العدسات وطول العدسات على خواص الجسيمات المشحونة في كل من المستويين الأفقي والعمودي .

الكلمات المفتاحية: هذا البحث يدرس حزمة الجسيمات المشحونة المارة خلال العدسات الالكتروستاتيكية الثلاثية الرباعية