

Barbus sharpeyi

*

:

Barbus

28

sharpeyi

Brachionus calyciflorus

Artemia franciscana

Moina affinis

.% 59

NRD

B. calyciflorus

/ 113.5

/ 41.9

A.

/ 110.2

/ 37.7 *franciscana*

/ 33.5 *M.affinis*

/ 94.6

% 59

NRD

/ 28.4

. / 83.6

% 82.5 *B.calyciflorus*

NRD *M. affinis* *A.franciscana*

. % 62.4 % 74.6 % 75.9

:

68

Barbus sharpyei (1982)

1992

(1988) .(1988 , ;1980 , ;1976 ,)

Salman *et al.* 1993)(1996) .(*al.*,

Backman (1962)

Voldin and Ivanova (1973)

(1976)

Hussein *et al.*, (2001)*Cyprinus carpio**B. xanyhopterus*

(1996)



(1996)

Backman (1962)

.(1985)

Wang *et al.*,1992

. Kassim *et al.*,1998

B.Sharpyei

.NRD

:

-: -1

B. Sharpeyi

2005

12

50 () 90 x 45 x 30

30

. /

NRD

% 59

.(Singh and Srivastava, 1985)

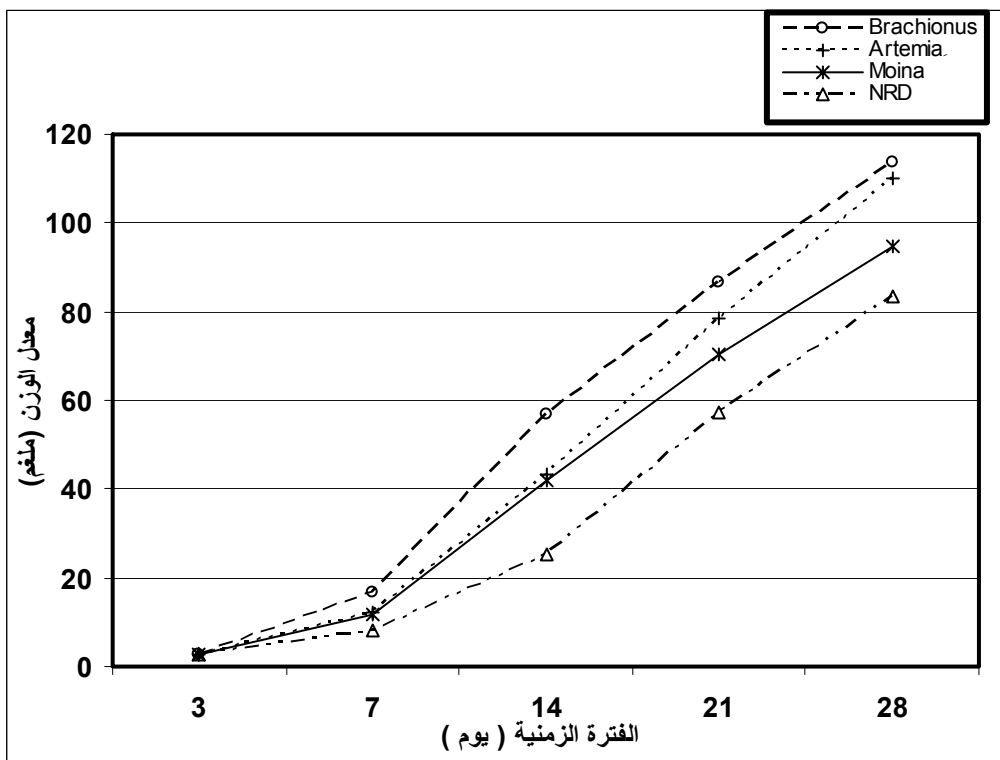
					-:		
						-:	-:
	:						
/	1 ± 8.8			° 1 ± 23			
	0.8 ± 7.2			/ 0.3 ± 1.2			
				/ 0.1			
				-:			-:
				-:			
				(2 1)			
		(P< 0.05)					
41.9	/	113.5					
		<i>A. Franciscans</i>				/	
/	94.6	110.2				<i>M. affinis</i>	
			/	33.5	37.7		
/	83,6	NRD					
				.(1)		/	28.4
						:	
						(3)	
<i>B.calyciflorus</i>			/	40.2			
	<i>A. franciscana</i>		/	35.4			
29.5						<i>M. affinis</i>	
28.8			(P>0.05)			/	
						.	/
17.1			/	31.9			
						.(2)	/

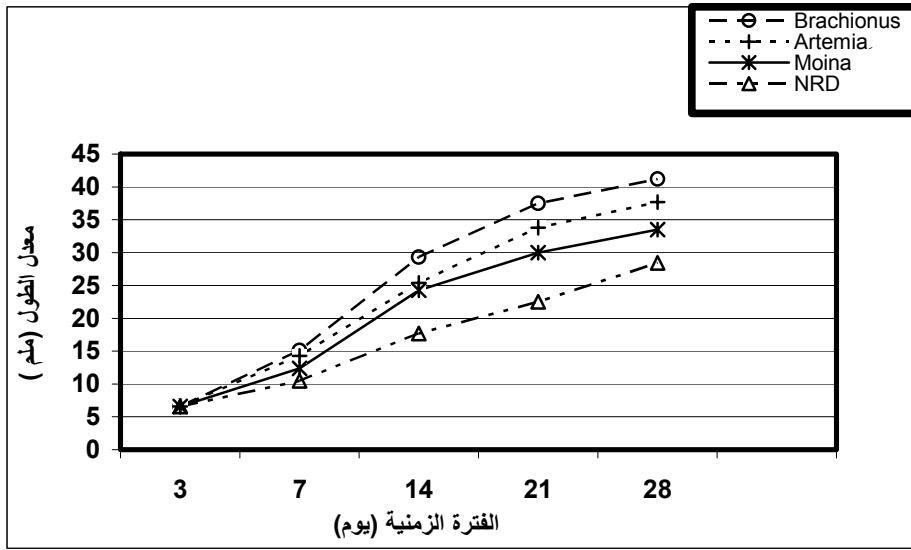
:

(4)

% 82.5 *B.calyciflorus**M. affinis* *A. franciscana*

. (% 62.4 % 74.6 % 75.9) NRD

*B. sharpyei* () (1)*A. franciscana* *B. calyciflorus*. 28 NRD *M.affinis*



B. sharpeyi () (2)

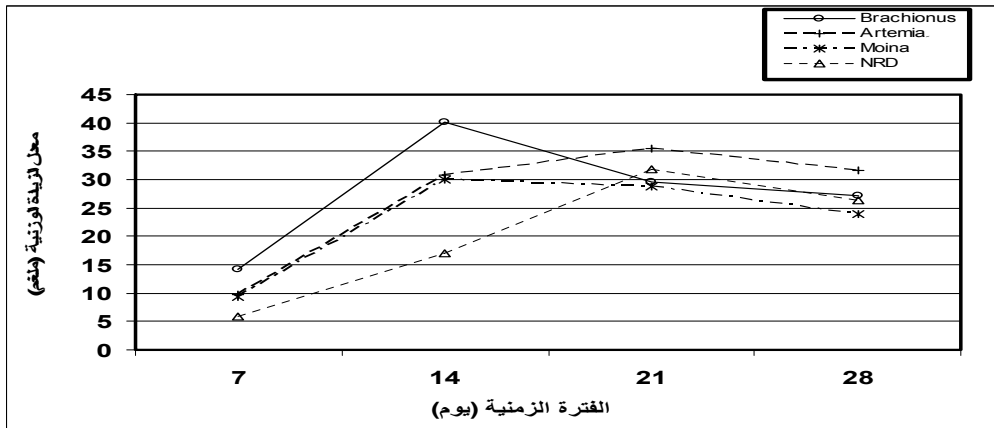
A. franciscana

B. calyciflorus

28

NRD

M. affinis



B. sharpeyi () (3)

A. franciscana

B. calyciflorus

28

NRD

M. affinis

B. sharpyei () () : (1)

M.affinis A.franciscana, B.calyciflorus,

. 28 NRD

±41.9 3.3a	113.5± 6.6a	37.5± 3.1A	86.4± 3.5A	29.3± 2.2a	56.9± 4.4a	15.1± 1.1A	16.7± 3.2a	<i>B.calyciflorus</i>
37.7± 3.8b	110.2± 5.8b	33.8± 2.7B	78.5± 3.8B	25.4± 2.0b	43.1± 4.1b	14.3± 2.0Ab	12.3± 2.1b	<i>A.franciscana</i>
33.5± 2.7c	94.6± 4.1c	30± 2.3C	70.6± 4.8C	24.3± 1.7b	41.8± 3.7b	12.4± 1.8Bd	11.9 ± 1.1b	<i>Moina affinis</i>
28.4± 2.9d	83.6± 3.7d	22.5± 3.7D	57.3± 4.1D	17.7± 1.8c	25.4± 3.5c	10.5± 0.8D	8.3± 1.8c	NRD

(P>0.05)

2.5

5.6

±)

() (2)

B.calyciflorus

B. Sharpyei

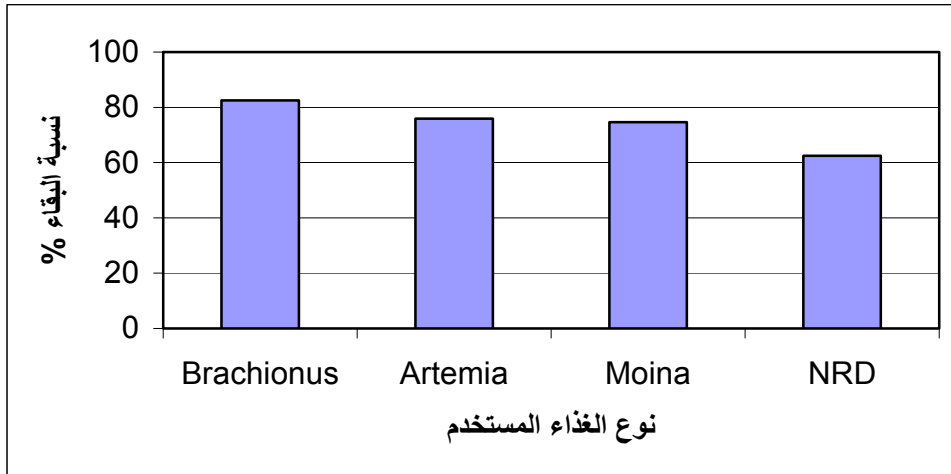
M. affinis

A. franciscana

. 28 NRD

4.7 ± 27.1 a	3.5 ± 29.5 Ac	4.3 ± 40.2 A	1.6 ± 14.2 A	<i>B.calyciflorus</i>
3.1 ± 31.4 b	2.7 ± 35.4 B	3.7 ± 30.8 B	1.2 ± 9.8 B	<i>A.franciscana</i>
3.0 ± 24 cd	2.2 ± 28.8 Cd	2.5 ± 29.9 B	1.1 ± 9.4 B	<i>Moina affinis</i>
3.6 ± 26.3 ad	2.8 ± 31.9 A	2.1 ± 17.1 C	0.9 ± 5.8 C	NRD

. (P>0.05)



B. sharpeyi

(4)

M.

A. franciscana

B. calyciflorus

28

NRD

affinis

.Al-Hazaa and Hussein, (2006)

.(Long *et al.*, 2001 ; Kassim, 1998)

.(Ludwig, 1993)

(2005)

351 -255

.(Hunter, 1981)

.(Kassim, 1998 ; Watanbe *et al.*, 1983)*M. affinis**A. franciscana*.(Carvaiho *et al.*, 1997 and Ferraris *et al.*, 1987)

NRD

(1990)

.(2002)

-:

.(Venugopal *et al.*, 1990)

(Femandez and Labarte, 1996)

(1990)

:

(4)

(2005 ;2005 ;2002)

.(Kassim *et al.*, 1999)

.(Akatasu *et al.*, 1982 ; Theilacker and Dorset, 1980)

.(Ali and Ahmed, 2004)

(Jones, 1972)
(2005)

B. calyciflorus

.1990

. 89

.1987

. 279

.1996

B. xanthopterus

Barbus sharpeyi

Cyprinus carpio

. 119

.1990

. 481

.1982

540

Barbus sharpeyi

.1996

Barbus luteus

.199 – 185 :(1) 11

.1976
B. grypus *Barbus sharpeyi*
. 120
.1985
Dicentrachus labrax Linne
.64-53 :(6)
.2005
Ctenopharygondon idella *Cyprinus carpio*
. *Hypophthalmichthys molitrix*
. 105
.2005
Cyprinus carpio
. *Ctenopharygondon idella*
. 89
.2002
. *Brachionus calyciflorus* Pallas
.102-95 :(1) 7
.2002
. *Ctenopharygondon idella*
.126 -117 :(1) 7
.(2005)
. *Hypophthalmichthys molitrix*
. 106
.1980
B.sharpeyi *B. grypus* *B. xanthopterus* .
12
.221 – 215 :(1)

.1988

*B. xanthopterus.**B. sharpyei**B. grypus*

.1988

*B. sharpyei**B. luteus*

. 110

- Akatsu, S., Al Abdul – Elah, K.M., Ghazai, N. and Teng, S.K. 1982. Effects of salinity and water temperature on larvae rearing and fingerling production of Hamoor (*Epinepheius tauvina*). Annual Research Report, Kuwait Institute for Scientific Research, 56-59.
- Ali, M.H. and Ahmed, H.K. 2004. The effect of the light and the color of surface on the larvae settlement of *Balanus amphitrite*. Marina Mesopotamica, 19 (2): 247 – 255.
- Al- Hazzaa, R. and Hussein, A. 2006. Larval development of Himri, *Barbus luteus* (Cyprinidae: Cypriniformes) reared in the laboratory. Turk J. Zool. 30: 1 – 7.
- Backman, W.C. 1962. The freshwater fishes of Syria and their general Biology and management . Rome, F. A.O. ,Fisheries Biology branch. Technical. paper. No.8 pp.29.
- Carvalho, A.P., Escaffer, A. M., Oliva Teles, A. and Bergot, P. 1997. First Feeding of common carp larvae on diets with high levels of protein Hydrobiology sates. Aquaculture International, 5:361-367.
- FAO 1999. Fishery country profile . FID / cp / IRQ Rev.2.
- FAO, 2004. The state of world fisheries and aquaculture fisheries Department Rome. ISSN: 1020 – 5429,152 P.
- Fernandez - Reiriz, M.J. and Labarta, U. 1996. Lipid classes and fatty acid composition of rotifer *Brachionus plicatilis* fed two alga diets. Hydrobiologia, 330: 73 – 79.

-
- Ferraris, R.P, Tan, J.D. and Drlacraz, M.C. 1987. Development of the digestive tract of Milk fish *Chanos chanos*. Histol. Histochem. Aquaculture, 61: 241 – 257.
- Hunter, J.R. 1981. The feeding behavior and ecology of marine fish larvae .ICLARM. Conf. Proc, 5: 287-330.
- Hussein, S.A., Al-Daham, N.K. and Al-Dubaikal, A.Y. 2001. Oxygen consumption and ammonia excretion of fingerlings of native Cyprinids (*Barbus sharpeyi* and *B. xanthopterus*) compared to common carp (*Cyprinus carpio*). Marina Mesopotamica. 16 (1): 115-128.
- Jones, A. 1972. Studies on egg development and larvae rearing of turbot (*Scophthalmus aximus*) and brill (*Scophthalmus rhombus*) in the laboratory .J.Mar. Biol. U.K. 52: 965-986.
- Kassim, T.I. 1998. Production of some phyto- and zooplankton and their use as live food for fish larvae. Ph.D. thesis, Basrah Univ., 55pp.
- Kassim, T.I., Al-Saadi, H.A. and Salman, N.A. 1999. Production of some phyto- and zooplankton and their use as live food for fish larvae. Iraqi J. Agri. (special issue), 4 (5): 188-201.
- Kassim, T.I., Salman, N.A., Al-Lami, A., Muften, S., Abood, S.M. and Shkaer, H.K. 1998. The use of locally live food and artificial diet for feeding cyprinid larvae in Iraq. Marine Mesopotamica, 13(1): 77-90.
- Long, Y., Huang, X.F., Jin, H.J. and Liu, J.K. 2001. The effect of food concentration on the life history of three types of *Brachionus plicatilis* female, International rev. Hydrobiologia, 86 (2): 211 –217.
- Ludwig, G.M. 1993. Effects of trichlorfon, fenthion and diflubenzuron on the zooplankton community and on production of reciprocal- cross hybrid striped bass fry in culture ponds. Aquaculture, 110: 301-319.
- Salman, N.A., Al-Mahdawi, G.J., Kittan, S.A., Al-Redayney, A.J. and Habba, M.K. 1993. Acclimation of carp, Bunni, and Gattan of the draining water of Saddams river using concret ponds. Marine Mesopotamica, 8(2): 190 – 201.

- Singh, R.P. and Srivastava, A.K. 1985. Satiation time gastric evacuation and appetite revival in *Heteropneustes fossilis*. *Aquaculture*, 49:307– 313.
- Teng, S.K., Akatsu, S., El-Zahr, C., Al- Abdul- Ellah, K.M. and Abdallah, M. 1985. Preliminary observations on the relative growth and production of Sobaity (*Acantheopagrus cuvieri*) cultured in open circulation tanks at three stocking densities. Kuwait Institute for Scientific Research. Kuwait, *Bull. Mar. Sci.*, 6: 95 – 107.
- Theilacker, G. and Dorsey, K. 1980. Larvae fish diversity a summary of laboratory and field research. *IOC Workshop Rep.* 28: 105 – 142 .
- Venugopal, G.;George, J.P. and Venkateshvaran, K. 1990. Effect of amino acid and vitamin B on growth and survival of *Labeo rohita* and *Catla catla* seed in nursery ponds. *Carp – seed – Production Technology*, 2: 69 – 75.
- Voldin, V.W. and Ivanova, M.N. 1973. Morph metric associated with size and age of Smelts *Osmerus eparlanus*. *J. Ichthyol.* 13(5): 731 – 741.
- Wang, J., Zia, X. and Zhang, Q. 1992. A research on rearing of common carp, bighead carp and grass carp fry by natural food . *J. Dalian Fisheries*, 7 2/3.: 65-71.
- Watanabe, T., Kitajima, C. and Fujita, S. 1983. Nutritional value of live organisms used in Japan for mass proagation of fish. *Aquaculture*, 34: 115-143.

Rearing of The larvae of Bunni (*Barbus sharpeyi*) on live under laboratory condition

***A.H. Ghazi; **S.S. Al – Noor; M.F. Abaas; and M.H. Ali**

Basrha Univ., Marine Science Center, Department of Biology

**** Basrha Univ. Agric. Col. Dept. Fisheries and Marine resources**

***E. mail: abdulhussein73@yahoo.com**

Abstract: -

Indoor rearing of newly hatched Bunni larvae *Barbus sharpeyi* were carried out at the Marine Science Center in April 2005. Larvae were reared under controlled condition. These larvae fed on three food types, live food: the Rotifer *Brachionus calyciflorus*, the brine shrimp *Artemia franciscana*, the Cladocera *Moina affinis*, and artificial food NRD. The results showed that rearing of larvae during 28 days gave high growth rate and survival rate of fish larvae fed on live food compared with those fed on artificial feed. The average of length and weight of fish larvae fed on *B. calyciflorus* were 41.9 mm /larvae and 113.5 mg /larvae, respectively, whereas the average of lengths and weights of larvae fed on *A. franciscana* were 37.7mm / larvae and 110.2 mg / larvae, respectively, and those fed on *M. affinis* were 33.5 mm / larvae and 94.6 mg / larvae in terms of length and weight, respectively. The average length and weight result from artificial food NRD, were 28.4 mm / larvae and 83.6 mg / larvae, respectively. The survival rate was higher on rotifer treatment (82.5 %), whereas lower value were recorded (75.9, 74.6 and 62.4 %) for *A. franciscana*, *M. affinis* and NRD, respectively.