

## تقويم بيانات التركيب العمري والنوعي لسكان العراق في بغداد عام ١٩٩٧

م.ج. فوزية خاليد عمر

م.ج. رولا اور رولاوي

### ABSTRACT

Population Statistics is Considered to be the most important once that taking the consideration of the statisticians in different countries through the post centuries .

This importance related to those Statistics that comprised to be the main entrance for the Economic and social planning by which could attain the political , economic and social objectives to the state .

On other hand the economic and population planning is still so far as carrying out without looking to the importance of demographic factors , such as fertility , birthday , death and migrations .

In addition to that the role of those factors in the labour supply and their impact on the economic youth and level , of employment .

There fore the estimations of population considered to be very important in labour market planning and knowing the need of society for the learning and medical services , availability of water for advancing and electricity capacity .

Besides , through them , one can discover the most environment , economic , and social problems in a country .

No doubt , the qualitative and angel structure of the population considered to be the essence of the planning process in different population studies duce to the fallowing causes :

1. Inter personal aspect , for the people .
2. The absolute and percentage importance for the rank of ages .
3. Ability of being changing and evaluation the results of census .

There for this study deal , with the qualitative and aging structure of the Iraqi population according to the sex , aging rank and environment as a geographic area .

Besides studying the demographic directions for the urban and rural areas and as a geographical area in order to get the balance in distribution of resources and possibilities to determine the size of wrong in the data for both societies and comprise between them discover the causes and taking the suitable corrective action for those causes .



---

## مقدمة:

:

## مشكلة البحث:



.. ( )"

### هدف البحث:

### فرضية البحث:

"

( )  
( )

.. "

### ١- مصادر البيانات: Data Sources

:

:

:





:

"

"()

٢- **المكانة الديمغرافية: Demographic Situation**



( - ) / ( ) ..... ..

---

---

( ) .

( )

(% , )

(% )

(% )

(% )

( )

(% , )

( - )


(% , )

( )

(% , )

( )

( )



---

٣- تقييم التركيب العمري والنوعي:



## أخطاء تسجيل بيانات التركيب العمري والنوعي:

( - )

( - )

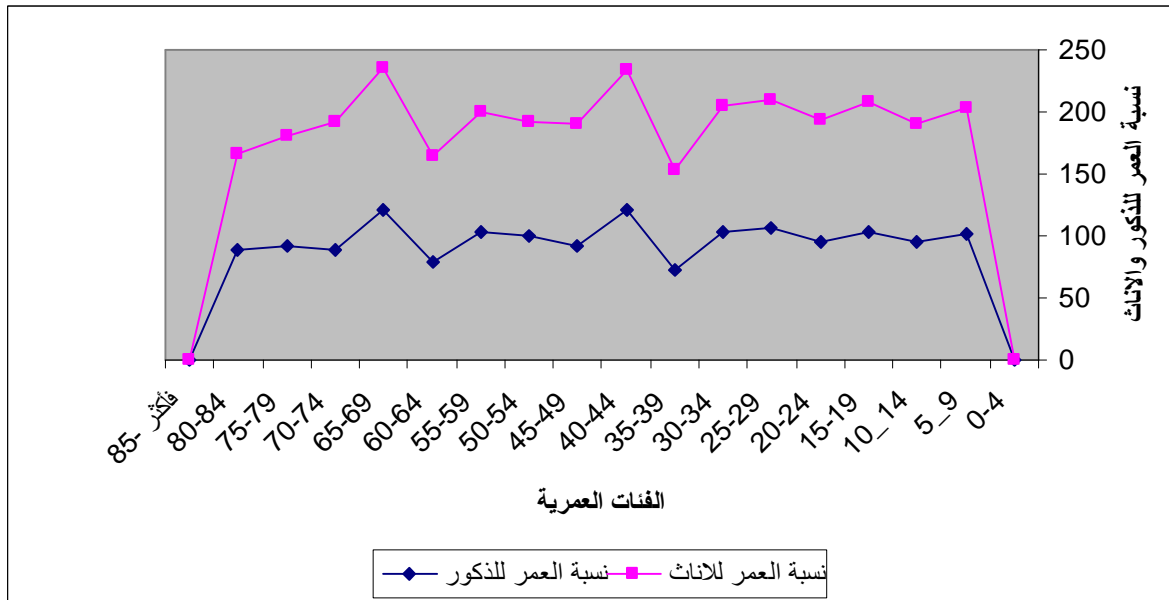
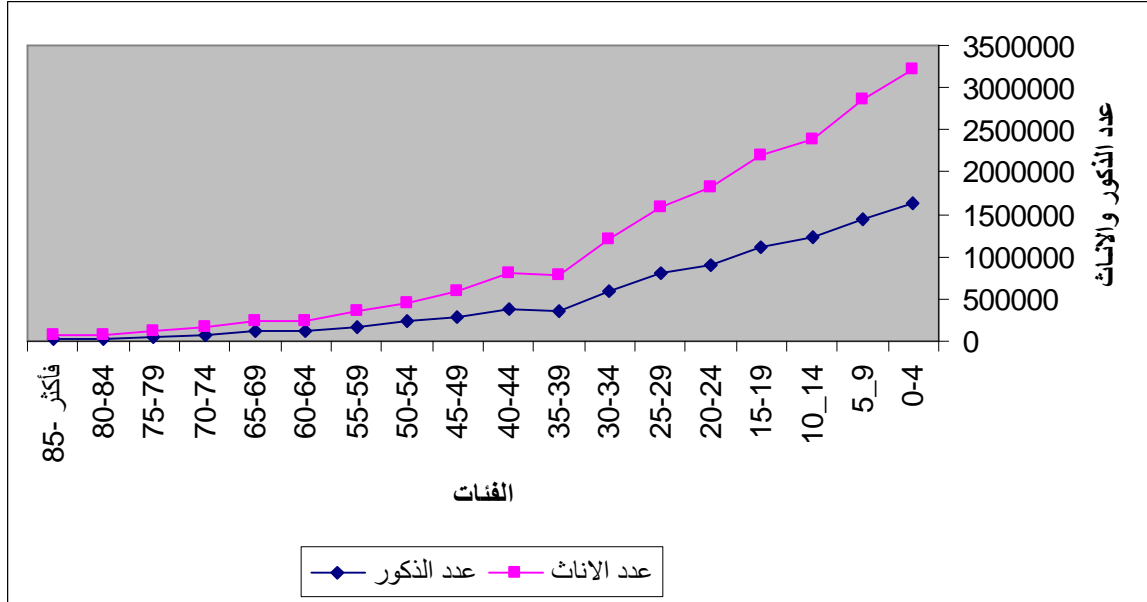






### الشكل البياني للجدول (١)

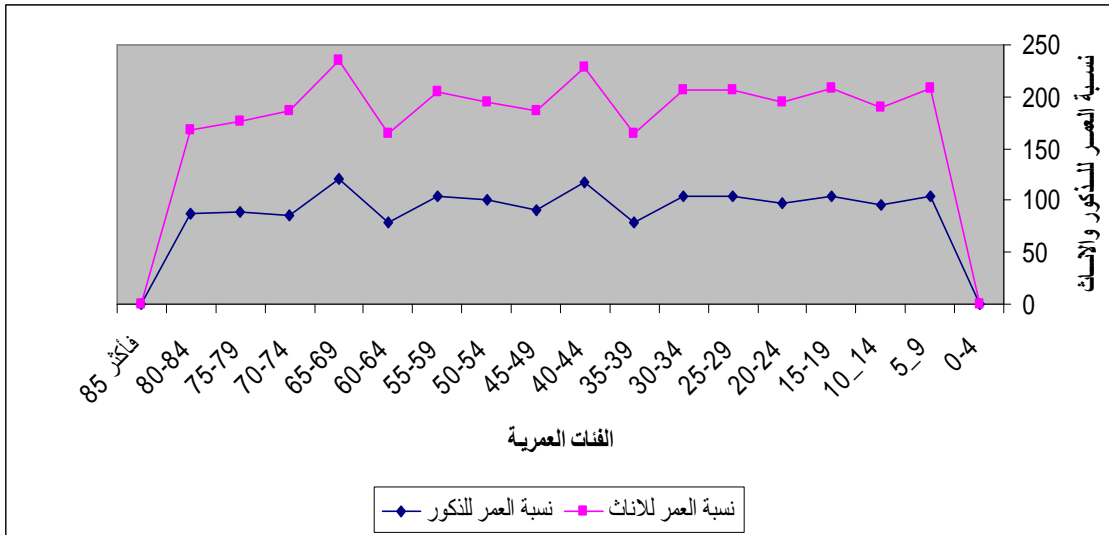
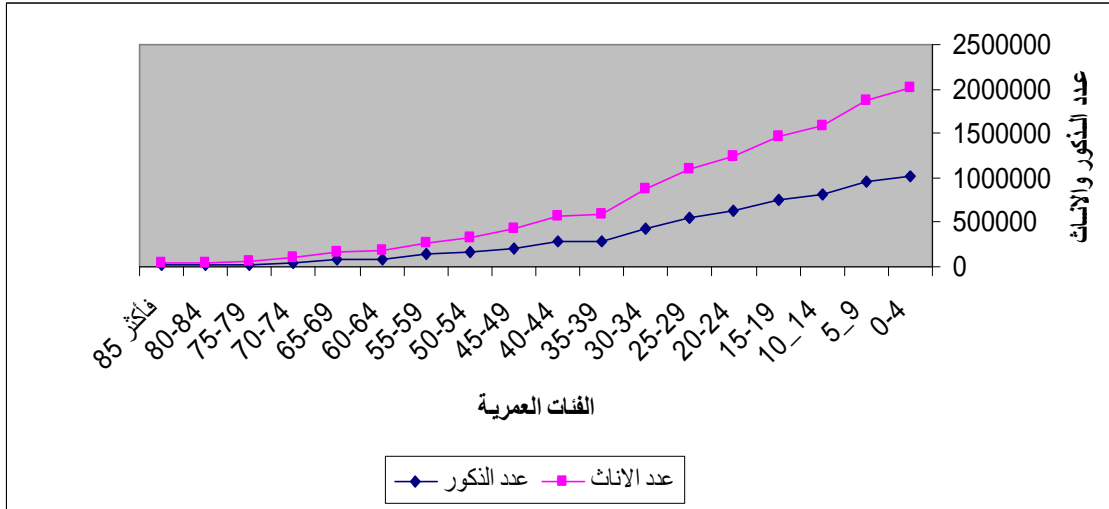
### تقويم بيانات التركيب العمري والنوعي لسكان العراق لعام ١٩٩٧





### الشكل البياني للجدول (٢)

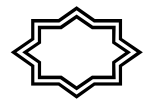
تقويم بيانات التركيب العمري والنوعي لسكان العراق ( الحضر ) لعام ١٩٩٧



**جدول رقم (٣)**  
**طريقة سكرتارية الأمم المتحدة لتقويم بيانات التركيب العمري والنوعي لسكان العراق**  
**(الريف) عام ١٩٩٧**

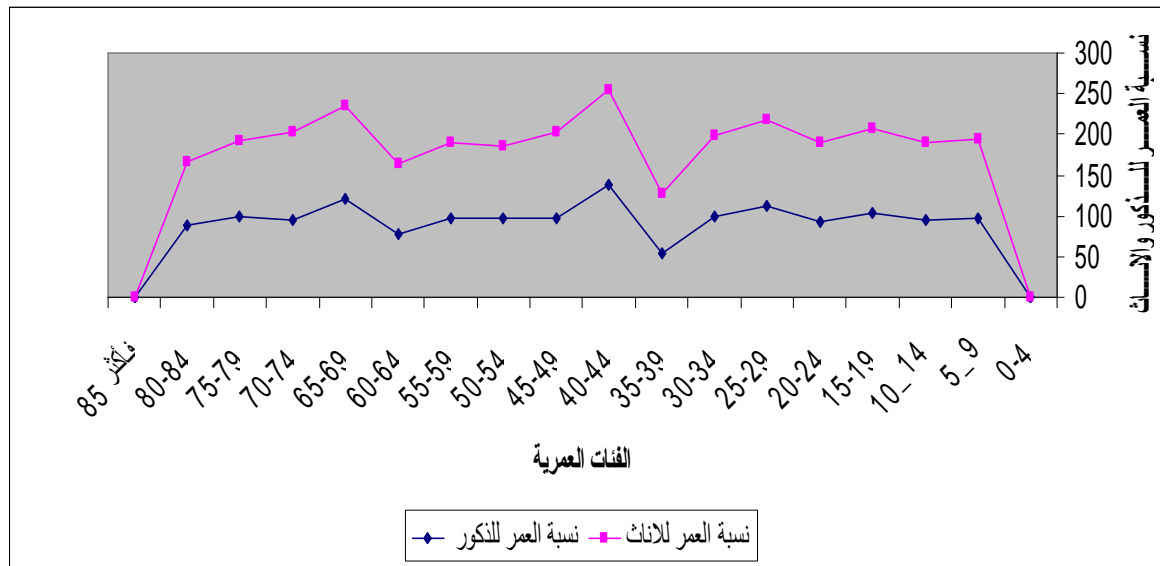
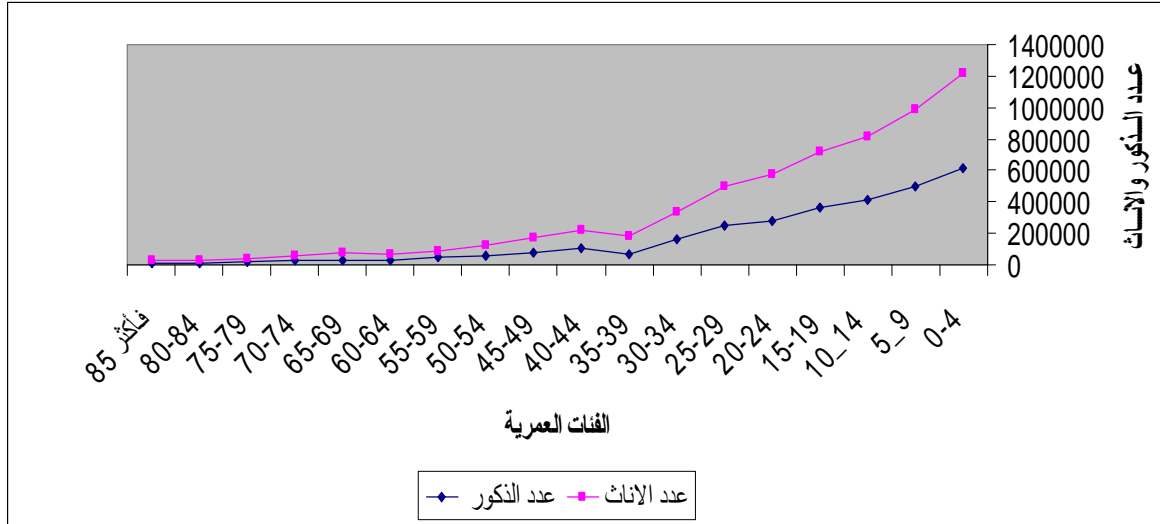
( )	( )	( )	( )	( )	( )	( )	( )	( )
								-
-	/	-	/	/	/			-
-	/	-	/	/	/			-
/	/	/	/	-	/			-
-	/	-	/	-	/			-
/	/	/	/	/	/			-
-	/	-	/	-	/			-
-	/	-	/	-	/			-
/	/	/	/	/	/			-
/	/	-	/	-	/			-
-	/	-	/	/	/			-
-	/	-	/	-	/			-
/	/	/	/	/	/			-
/	/	-	/	-	/			-
-	/	-	/	/	/			-
-	/	-	/	/	/			-
					/			
/		/		/				
/		/		/				

/ ( ) -  
( ) -



### الشكل البياني للجدول (٣)

تقويم بيانات التركيب العمري والنوعي لسكان العراق (الريف) لعام ١٩٩٧



٤- تقييم بيانات التركيب العمري والنوعي : Evaluation the Age-Sex Composition

”

” ( )

.

.

:

.Sex-Ratio .

.Age-Ratio .

.United Nations Secretary .

١. نسبة الجنس : Sex-Ratio

.( )

Sex-Age= \_\_\_\_\_ × 100

( - )

.

.

( )



( - ) / ( )

---

---

٢- نسبة العمر Age-Ratio

Age- Ratio = \_\_\_\_\_ ×100

( )  
 ( )"

( ) ( )  
( )



United Nation Secretariat : ٣- طريقة سكرتارية الأمم المتحدة:

"

( )"

"Sex-Ratio"

:

"Age-Ratio"

(A)

( )

(C)

(B)

:

$$K=3A+B+C$$

: K

: A

: B

: C

( - )

( )

( )

( )





( - ) / ( )

---

( - )  
· ( )

"

· ( )"

( )

:

( )

$$K = 3A + B + C$$

$$K = 3 \times 6.84 + 9.86 + 7.77 = 38.15$$

( )

$$K = 3 \times 5.05 + 9.79 + 7.55 = 32.49$$

( )

:

$$K = 3 \times 8.38 + 11.56 + 9.66 = 46.36$$

( , )

( , )

( , )

( , )



---

Adjusting The Age-Sex Composition

٥- تعديل بيانات التركيب العمري والنوعي:<sup>(٩)</sup>

٥-١: طريقة تعديل الفئات العمرية غير المبينة:<sup>(١٠)</sup> Adjusting of unknown Age class

"Unknown Age"

:

:



( - ) / ( )      ....      ..      ..

---

---

$$\frac{\quad}{\quad} =$$

-

:

=

$$\frac{\quad \cdot \quad}{\quad - \quad} =$$

$$= \frac{\quad}{\quad} = \frac{\quad}{\quad} =$$

-

$$= \frac{\quad}{\quad} = \frac{9647973}{8117 - 9647973} =$$

:

:

$$= \frac{\quad}{\quad} = \frac{\quad}{\quad} =$$

-

$$= \frac{\quad}{\quad} = \frac{\quad}{\quad} =$$

-

:

$$= \frac{\quad}{\quad} = \frac{\quad}{\quad} =$$

-

$$= \frac{\quad}{\quad} = \frac{\quad}{\quad} =$$

-









( - ) / ( )

**الاستنتاجات:**

-

-

(46.36) (32.49) (38.15)

( , )

-

( - )

( , )

( )

-

-

( - )

( , , )

( , , )

-

( )



---

## التوصيات:

-

.

-

. ...

-

.

-

.





المصادر

Richard Anker, James C.know les, "Population growth employment and economic-demographic interaction in Kenya" , bachue-Kenya,(published on behalf of the international ,labour office by grower,ST,Martins' press,newyork,1993) P.33.

" "

( )

( )

El-deeb, bothaina m.fertility and mortility in rural, Egyption comminity, C.D.C.cairo, December, 1979.p35 .

" "

" "

