



المجلة العراقية للعلوم الاقتصادية
Iraqi Journal For
Economic Sciences



PISSN : 1812-8742

EISSE : 2791-092X

Arcif : 0.375

The effects of monthly family income distribution on negative social and economic changes in Baghdad Governorate During the period (2005-2024)

أثار توزيع الدخل الشهري في التغيرات الاجتماعية والاقتصادية في محافظة بغداد خلال المدة 2004-2024

أ. م. د. خليل إسماعيل إبراهيم

Khalil Ismail Ibrahim

Khaleel -acc@almustafauniversity.edu.IQ

كلية الإدارة والاقتصاد/جامعة المصطفى

المستخلص

حجم دخل الأسرة وطرق توزيعه له آثار واضحة على مختلف جوانب الحياة فحجم دخل الأسرة متغير مؤثر في حياة أفراد الأسرة ، لاسيما في الوقت الحاضر حيث هناك ضغوط عائلية ، في حين هناك تفكك وضعف اجتماعي ، وهذا مما يسهم في ظهور تغيرات اجتماعية سلبية عديدة بدأت تفرض نفسها كتحديات تواجه العوائل مثل زيادة حالات الطلاق وعزوف الشباب عن الزواج وتسرب الطلاب من المدارس ، وهذه السلوكيات المنحرفة في زيادة مضطربة مما جعل من حجم دخل الأسرة وطرق توزيعه يشكل مشكلة حقيقية للأسر التي تحصل على القليل منه والتي تواجه التغيرات الاجتماعية وكذلك العوائل التي تحصل على دخول عالية فهي الأخرى ليست بعيدة عن الآثار السلبية للأموال ، فكما هو واضح شحة المال قد تؤدي الى ظواهر سلبية فإن الثروات المفرطة ليست بعيدة عن مثل هذه الظواهر كما يتضح من كثير العوائل والمجتمعات ذات الثروات المفرطة ، ينطلق هذا البحث من فرضية تقوم على أن لأساليب توزيع دخل الأسرة والتضخم الاقتصادي كان لها دوراً فاعلاً في تفاقم التغيرات الاقتصادية والاجتماعية السلبية وأنها إذا استمرت على وضعها الحالي ستعمل على تعميق وتوسيع هذه التغيرات مستقبلاً ولغرض وصول البحث الى هدفه فقد انتهج نهجاً تاريخياً وذلك لأن المنهج التاريخي يركز على دراسة الأحداث الماضية والوثائق وإجراء التأصيل لهذه الوثائق وتحليل محتواها ونقدها.

الكلمات الرئيسية: دخل الأسرة الشهري، توزيع الدخل، التغيرات الاجتماعية والاقتصادية.

Abstract

The size of household income and the ways it is allocated across different uses have clear effects on various aspects of life, household income is an influential variable in the lives of family members, especially in the present time when life pressures have intensified, while social norms have weakened, this has contributed to the emergence of numerous negative social changes that have begun to impose themselves and increase the challenges face families, such as rising divorce rates, youth reluctance to marry, student dropout from schools, and behavioral deviations that are continually increasing , the issue of household

income size and its distribution is a common problem, those with low incomes may face negative social changes, and those with financial abundance are also not immune from the negative effects of money. As is evident, a lack of money causes many negative social phenomena, while excessive wealth is also not free from such phenomena, as observed among many affluent families and societies, The problem from which this research originates is tracking the most prominent effects of these phenomena in Baghdad Governorate, as it is the capital of Iraq and hosts many key political and economic centers, The research examines variables during a time period filled with events related to the methods of distributing public money, which had severe impacts on household income for the majority of citizens, leading to or contributing to the emergence of negative social and economic effects, From the findings of the research, it can be concluded that household income distribution and price levels were influential factors in the negative changes. However, the results of the statistical analysis were not highly supportive, as the independent variable (monthly household income) did not show a clear, significant effect. The analysis also indicated stability in the studied phenomena. Therefore, the research recommends including additional mediating variables to enhance the explanatory power of the statistical model, expanding the sample size to include broader areas and social categories, and using more complex analytical models such as regression or path analysis to better understand causal relationships in this field.

Keywords: Monthly household income, income distribution, social and economic changes.

Introduction

Research methodology: For the research to achieve its goal, it has adopted a historical approach, because the historical approach is based on studying past events and documents, establishing the basis for these documents, analyzing their content, and criticizing them (a group of authors, Scientific Research Methodology and Techniques in the Social Sciences: 122).

Problem: The research problem is to track the most prominent negative social effects that appeared after the spread of new forms of family income distribution and the exacerbation of the general price level until it became a stable inflationary phenomenon during the period of time between the years 2005 and 2024, which affected many variables, including the form of family income distribution.

Research objective: The research aims to demonstrate the effects of the most important forms of household income distribution and economic inflation on the social changes witnessed by Baghdad society during the period between 2005 and 2024.

Research importance: The importance of this research lies in its attempt to shed light on an important aspect of the effects that accompanied the new methods of distributing family income in light of the increasing rates of economic inflation, which contributed to the exacerbation of social problems.

Research hypothesis: This research is based on the hypothesis that the methods of distributing family income and economic inflation have played an effective role in exacerbating negative social changes and that if they continue in their current state, they will deepen and expand these changes in the future.

Research procedures: This approach consists of two parts:

A- Using research, studies and publications that support the research with its theoretical framework.

B- Organizing a questionnaire to survey the opinions of citizens who have a direct relationship with the concepts around which the research revolves, which are (family income and its distribution, price levels and social changes).

Research limits: The research has spatial and temporal limits: -

A - Spatial boundaries: represented by the Baghdad Governorate.

B- Time limits: The research period falls between the years 2005 and 2024.

Research divisions: The research included an introduction and three chapters: Chapter One: Conceptual Introduction: (Family income and its distribution price levels, and social change)

Chapter Two: Developments in (Household income distribution, price levels, economic and social changes).

Chapter Three: the practical aspect (the questionnaire and its analysis)

This is in addition to the conclusions and recommendations.

Search tools: The research adopted three tools to achieve its goal, which are observation, interview and questionnaire.

Table (1) Some previous studies

Sequence	Study title	
1	The researcher and the year	The social risks of economic inflation and its impact on the consumption patterns of class families in Mansoura-a field study on a sample of middle -Egyptian families . -Sharkawy -Tabai El-Dr. Marwa Talaat Mohamed El research submit to AL-Aadab university journal- volume 29- No (1) Yanayir/july- 2024 .
	Study objective	Analysis of the sociological nature of the inflation phenomenon, especially since most deal with it as a purely economic phenomenon, and neglect the role of society in studies d shaping it and its multiple social effects on various segments of society.
	Study method	depth-The study used the descriptive approach and relied on a case study using an in class household heads. It took into account -interview guide for 25 cases of middle diversity in age group, educational level and profession so that the sample would be class segments-representative of the middle.
	Study conclusions	class -inflation have affected the consumption patterns of middle The high rates of -1 families, as the purchasing power of income has decreased, which has led to a reduction inspending to a minimum, leaving families unable to meet their basic needs. Inflation nge in their consumption pattern, making it forced rather than optional, has led to a cha and deprivation and povertyhave becomea feature of their lives. Poverty creeps into the middle class and swallows up its limited savings, graduallyincreasingthe number of ple, which results in the collapse and erosion of the middle classpoor peo. The study identified many social risks that families are exposed to, which range from -2 quarrels and domestic violence that result in divorce, to domestic crimes, high suicide the spread of abnormal social phenomena that destroy the system of human rates, and values, prepare for the destruction of generations, and lead to thedestabilisationof the security and stability of society.
	Study title	field study on a sample of the poor in Menoufia a -Inflation and its social effects Governorate.
2	The researcher and the year	-Jamal Muhammad Ahmad - research submit to annuals Adab Aen shmis volume 42 October / December 2014 .
	Study objective	effects of the inflation phenomenon in Egyptian The study aims to monitor the social society, given the negative effects this phenomenon has on the social structure, especially the increase in poverty rates and the deepening of poverty.
	Study method	nitor the social effects of inflation on the The case study was used as a method to mo depth-study sample. The tools of observation and open and interviews were also used to obtain detailed data about thecase study.
	Study conclusions	poor families to meet the Inflation causes a severe and humiliating inability for -1 various requirements of life. The individuals in this family -2can no longerpredict or plan for the future .
	Study title	The role of economic and social policies in income distribution.
	The researcher and	-Suhaimi -Qasim bin Muzail Al research submit to the international journal for the

3	the year	advanced economic Islamic studies volume (2) Numero (2) pages 31-44 – 30/9/2022 .
	Study objective	deepening Statement on the impact of policies implemented by some countries on inequality in income distribution.
	Study method	The descriptive and inductive approaches were adopted.
	Study conclusions	The fiscal policy, with its two aspects -1,expenditure and revenue, represents the most licy in the process of distributing national incomeinfluential overall economic po. Policies related to providing education, health care, social protection and basic -2 services contribute significantly to achieving fair income distribution. balanced financial policies that primarily Developing countries should work to adopt -3 aim to achieve justice in income distribution. Islamic countries should work to activate the role of the tools that characterize -4 Islamic economic spending in the process of income distribution,akat represented by z and endowment.

Chapter One: Conceptual introduction (household income and its distribution, general price level, social and economic changes)

1-1 First: Economic changes

1-1-1 Family income: Household income is the total income of all individuals in a given household or people who share a residence ([https://ar .m wikipedia](https://ar.m.wikipedia)). It includes various forms of income, including salaries, wages, retirement income, government cash transfers, and investment gains. Average household income is often used to measure the well-being of citizens in a country. Household income is the sum of the personal income of all household members.

Personal income = National income - (undistributed gains + transfer payments)
(Hashem, Analytical Economics – 1987: 552)

1-1-2 Distribution of family income: A wise family sets a budget to help invest the money it receives in an efficient manner that achieves its goals and avoids extravagance. God Almighty says: “And those who, when they spend, are neither extravagant nor niggardly, but hold a medium (way) between those extremes” (Al-Furqan: 67). This budget is among the factors that help in planning family spending in a manner that is proportionate to available income. One of the important rules in this field is the (50-30-20) rule, which is proposed as a method to help in managing the resources available to the family well. This rule was created by American Senator Elizabeth Warren and her daughter Amelia Warren Tyagi in their book: All You Deserve: The Perfect Money Plan for Life. All Your Worth: The Ultimate Lifetime Money Plan Tool to simplify money management and promote healthy financial habits (<https://www.Qoyod.com/ara/20-30>) According to this rule, 50% of the family’s income should be allocated to basic needs such as purchasing food, electricity and water bills, and other basic expenses, and 30% to everything that exceeds necessities and adds enjoyment to the family’s life, such as purchasing luxury clothes, travelling, or attending entertainment events. The remaining 20% is allocated to savings and debt repayment. However, working according to this rule is not compatible with families with low incomes, as allocating 50% of the income to basic needs is not enough, as the expenses of basic needs may absorb the majority of the income; if these expenses do not cover all of the income, some families may even borrow, and savings will be negative at this

stage. The matter depends on many factors, including income and what is allocated from it to consumption and savings at each stage of income development. The marginal propensity to consume (MPC) It develops depending on income and consumption, and what is allocated from income to consumption at different stages (Samuelson & Nordhaus, Economics-1985: p 126)

1-1-3 The general level of prices: There is a problem in giving an accurate definition of the general level of prices (The general level of prices or the absolute price level) due to the heterogeneity of goods. To overcome this problem, the monetary value of each produced good is estimated by multiplying the quantity produced of each good by its current market price. Then the process of collecting the monetary values of goods and services is carried out, and we arrive at the monetary value of national income at the prevailing level of prices in the market (Abdul Wahab and Zakaria, Principles of Economics: 1983). The general level of prices is known as the price rates of personal goods (Harris, 1985: 28). The general level of prices is measured by price indexes, and the rates widely used in this field are the price rates of consumer goods. (Consumer price index–C P I)It measures the cost of a shopping basket of goods and services, and this basket contains the main groups, which are (food, clothing, housing, fuel, transportation, and health care) (Samuelson & Nordhaus, Economics- 1985: 82). To determine the general level of prices, multiple monetary theories were proposed, the oldest of which was the view that (the effective increase in the quantity of money leads to a proportional increase in consumption, and that the increase in consumption leads to a rise in the price level) (Yahya, Monetary Theory: 62) and that the price level changes in the same proportion as the changes that occur in the quantity of money (Al-Qaisi, Monetary Theory: 1964). The traditional quantity theory dealt with determining the relationship between the quantity of money and the price level through the development of its formulas, which are:

1- Speed formula - coefficients.

2- Cambridge formula (or cash balance formula).

3- The modified Cambridge formula (using income instead of transactions). (Yahya, Monetary Theory: 63) It can be said that the transactions theory proposed by Professor Irving Fisher

It is considered one of the oldest, and the above-mentioned formulas can be expressed by the following identity:

$M.V = Y.P$ (1) $M =$ amount of money.

$V =$ velocity of circulation, i.e. the speed of circulation of monetary units during a specific period of time.

$Y =$ number of transactions.

$P =$ The general Level of price.

To determine P (i.e. the general price level), Equation (1) can be reformulated as follows:

$$P = \frac{M.V}{Y} \dots\dots (2)$$

That is, the general price level is the result of dividing the national income

(M.V) by the quantity of current transactions (y) during that period. If the national income increases in an apparent way, by increasing the quantity of money or increasing the speed of circulation, and the quantity of transactions (i.e., the volume of real production) remains the same, then the general level of prices will tend towards rising, and if this increase lasts for a period of one year, then this increase is called economic inflation.

1-2 seconds: Social changes: Social change has both linguistic and philosophical meanings. Linguistically, change refers to a shift from one state to another or from one condition to another (Modernity without History). Philosophically, change refers to an act or process through which something permanent is altered, or one or many of its characteristics are modified (Al-Rubaie, 2020, 42). Social studies in general, and anthropo-sociological studies in particular, have confirmed that there is no static society; rather, all societies are continuously changing. Several social theories have emerged over time to explain the process of social change (F. Al-Rubaie, 2020).

It refers to the continuous change in society. Social change may be either comprehensive or partial. The most important methods of change are radical change and gradual change. Many theories explain this change, the most important of which is: (<https://ar.wikipedia.org/wiki/>)

- Hegelian change: Those who hold this view believe that interactions between opposing forces lead to opposite and contradictory propositions, which lead to a new industry (or the establishment of the new).
- Marxist change: Marxism presents a dialectical materialist concept of history, as human history is a fundamental struggle between social classes.
- Global change: Thomas Kuhn argues that people tend to continue using a model that clearly does not work until another, more acceptable model emerges.
- Heraclitus's Change: The Greek philosopher Heraclitus used the river metaphor to talk about change, saying, "You do not step into the same river twice, for you are neither the same person nor the same river."

Chapter Two

Developments in household income distribution, price levels, economic and social changes

2-1 The negative developments in the Iraqi economy: The post-2003 period in Iraq represents a new political, economic and social period. It is a period of crisis that no one needs to prove, as its dimensions have become clear to those who lived through its events, just as they are clear to the new generation that was born with it and began to weigh the results of this period and what preceded it. The most important aspects of the crisis can be pointed out: (Al-Badri, 2009, 13)

2-1-1 Collapse of economic institutions: With the collapse of the legal

institution and the judicial system, everything became unsafe. Under the dominance of various political influences, in addition to looting and burning, the productive movement was paralyzed.

2-1-2 The absence of national economic decision-making authority and the sovereignty of the occupation authority: The economic process became completely subject to the authority of the occupation in shaping the form of Iraq's economic dealings with the outside world.

2-1-3 Decline in GDP: Due to the destruction of many infrastructures and production facilities, the shortage of raw materials, and the continued state of terror and sectarian violence in the country, which contributed to the cessation or decline of the production process in many Iraqi provinces in the period after 2003

2-1-4 Low investment rate: As a result of the unstable conditions, the rate of local investment has decreased, and even recorded a negative rate due to many producers liquidating their facilities and searching for a safe alternative location, especially in neighboring countries. As for foreign investment, despite the attractive legal legislation issued by the American occupation authority, the rates of foreign investment in the Iraqi economy remained equal to zero (ESCWA: 2005-2006, 112).

2-1-5 Increase in the unemployment rate: Unemployment has increased due to the destruction of economic institutions and the almost complete disruption of economic activity, in addition to the dissolution of the Iraqi army, security and media institutions. Unemployment rates are still increasing, having risen from 10.8 to 13.8 and then 16.5 during the years 2016, 2018, and 2021 (Statistical Report on Sustainable Development Goals, 2022: 41).

2-1-6 The spread of poverty: Poverty is one of the characteristics of developing countries, including Iraq. This is due to many factors, the most important of which is the misuse of economic resources, the numerous wars that Iraq experienced during the previous eras, and the sanctions imposed on Iraq, which contributed to the decline in the standard of living, making the poverty rate reach between (40-50%) of the population according to 2007 estimates, living below the poverty level. As for Baghdad, the poverty rate for the year 2017/2018 reached 9.9, which is ranked last among the central and southern governorates, and only the governorates of the Kurdistan Region (Dohuk, Kirkuk, Erbil and Sulaymaniyah) are less poor (previous source: 7).

2-1-7 High rates of economic inflation: The unstable conditions have created a significant shortage in the supply of goods and services, balancing the volume of demand, which has led to an acceleration in the rate of increase in price levels since 2003.

2-1-8 Increase Salaries of the three presidencies: Perhaps it is possible to point out a strange and abnormal situation about the distribution of income in Iraq, which is the high numbers that we hear about concerning the salaries of

the three presidencies, as some leaks indicate that the salary of the President of the Republic reaches (90) million dinars as salary and allowances, and so are the salaries of (the Vice President of the Republic, the Prime Minister, the Speaker of the Council of Representatives, members of the Council of Representatives, and ministers). These indications are not confirmed, and the Federal Court has cancelled in its letter numbered 31/Federal for the year 2013 Law No. (28) for the year 2011 Salaries and Allowances of the Council of Representatives, because it was enacted without following the required procedures and that it came in violation of the Constitution, and what is confirmed from the publications related to salaries is what came in the official newspaper of the state (Iraqi Gazette) numbered 4214 on 10/24/2011 However, these laws were repealed (because they violated the Constitution) by the Federal Court's decisions numbered:

48 / Federal / Media / for the year 2012

19 / Federal / Media / for the year 2013

31 /Federal / Media / 2013

(for more details, see the laws and decisions above).

2-1-9 Developments in household income distribution: Anyone who follows the household consumption patterns in Baghdad Governorate can observe clear changes during the research period, and the most important indicators of this can be pointed out:

1- The clear rise in the prices of the food basket, which witnessed a continuous increase, and the decision to devalue the Iraqi dinar against the US dollar in 2020, gave rise to a strong push in prices. The market in Baghdad, in particular, is still witnessing this continued rise more than any market in other governorates.

2- During this stage, the need arose for the family to allocate part of the available resources for spending on providing electricity, due to the government's inability to solve the electricity problem despite the huge sums of money spent on this purpose.

3- The family also faced new expenses in the form of tunnels to provide drinking water due to the contamination of the tap water.

4- New expenses have appeared in the field of education, namely higher education expenses, due to:

- High acceptance rates at universities and institutes force many students to opt for private universities, which places a heavy burden on families.

- Stationery is not provided to students for free, as was the case in previous years.

-The quality of education in public schools has also become poorer, which has forced families to look a better alternative in the private sector with higher wages.

- Due to the still unstable security situation, many families are forced to rely on private transportation to transport their children to and from schools, which

imposes additional expenses on the family.

5- The family also had to bear new costs, such as the costs of various social media outlets, which have become an urgent need, especially after the disappearance of landline telephones.

Many issues affect and have already affected income distribution, perhaps the most important of which are:

A- Increase the salaries of the three presidencies.

B- Employees of the three presidencies receive additional expenses.

C- Retirees from the three presidencies receive retirement salaries that are not commensurate with the length of service they have spent in the workplace, as the differences between the salaries of employees from these presidencies and other state employees are very large.

D- Embezzlement of public funds, one of which was called the theft of the century (Nour Zuhair), without it being revealed to her real treatment or explanation.

We also hear from time to time about government agencies importing materials at very high prices that are not balanced with local and foreign market prices, which means manipulation of public funds without the presence of deterrent control.

Z- Some government agencies also donate funds to external parties, which burdens the public treasury in paying their prices, as is the case with the issue of donating wheat to Syria, Tunisia and other things, including what Iraq provides to Jordan in the form of large allowances for the prices of oil exported to Jordan and bears other costs.

H-What affects income distribution is the phenomenon of bribery in government departments.

D-We have also begun to hear about the sale of administrative positions or sites. All these phenomena ultimately affect the poor distribution of public money.

2-1-10: Developments in price levels: It seems that the developments in price levels at the beginning of the research, i.e. the year 2005, were significant, as the annual rate of the consumer price index rose by (37%), as the consumer price index in 2004 was (8815.6) and rose in 2005 to (12073.8) (Annual Statistical Collection 2008-2009: 268), then the consumer price index rose in 2006 to (53.2%) (the same previous source) and decreased to (30.8%), and thus the decline continued to become (2.7%) in 2008, then (2.8%) in 2009 (Annual Statistical Collection 2010-2011: 253), and to continue declining until it reached (0.2%) in 2019. In January 2020, Finance Minister Ali Allawi announced a reduction in the exchange rate of the Iraqi dinar against the dollar to 1,450 dinars instead of 1,180 dinars per dollar, which led to an increase in the prices of goods and services to a percentage ranging between 30-40% and

sometimes 50% (Shirwani, 12/30/2021). This happened because many merchants imposed preemptive prices that guaranteed them stability in achieving profits even if the dollar prices rose to higher numbers. Thus, the impact of the dollar's rise became more severe on citizens with limited incomes, as their purchasing power decreased by the percentages of the rise in price levels referred to above due to the deterioration of the value of the Iraqi dinar, as the Iraqi dinar fell to its exchange rate against the dollar in 2004, when the exchange rate was 1,454 dinars for one dollar (Consumer Price Index Report for 2019: 86), which indicates clearly, the fragility of the Iraqi economy is evident, and price levels did not stop rising, but rather continued to rise at a rate of (7.2%), which represents the annual inflation rate for the year 2023 (Consumer Price Index, January 2023), and the annual inflation rate for the year 2024 reached (2.9%) (Consumer Price Index Report for November 2024). From the above, it is clear that price levels have risen in most of the research years, and in some of them, there was a very large rise, which hurts the purchasing power of the majority of segments of Baghdad society, because the rise in prices in Baghdad is characterized by a rise that exceeds the rise in other markets in Iraq, because Baghdad Governorate comes in first place among the governorates of Iraq, and perhaps what distinguishes it from the rest of the governorates:

- Population increase, as the population of Baghdad Governorate in 2024 will be about 9 million people (almashhad.com /article), as Baghdad Governorate is the largest governorate in Iraq in terms of population.
- Increase in demand, which is confirmed by the fact that many goods and services come to it from other governorates.

2-2 Negative social changes in Iraqi society: It can be said that the social changes adhesive characteristic in human life (Al-rubaie, 2020:27). Every society experience social transformations from time to time, some of which may be negative or positive, and both cases may occur at the same time. It is natural for each of these transformations to have its social, political and economic causes. If we try to shed light on the most important social transformations that have arisen or worsened during the research period (2005-2024), we can identify the following changes:

- 1- Behavioral deviations.
- 2- The spread of crime and lack of security.
- 3- Drug spread.
- 4- Increase in cases of Divorce
- 5 - Abundance Cases Begging
- 6 - The reluctance of many young people to marry
- 7- Small number of Boys in educated families.
- 8- Continued dropout from schools.

If we wanted to understand the underlying causes of each of the phenomena mentioned above, our research would be long, and we would have to go into broad areas and fields that the scope of the research might not encompass. Since the research has focused on two basic variables, which are (the distribution of family income and price levels), because these two variables, as it appears to the researcher, are among the most important causes that lead to the occurrence of the phenomena mentioned, we will therefore try to explain the effects of developments in the distribution of national income, and then family income and price levels on those changes.

2-2-1-Behavioural deviations: Deviant behavior is defined as actions that violate social norms. There are a variety of theories that explain deviant behaviour and its causes. (Heba Mohammed -<https://obstan.org>) This research tends towards the fact that the unequal and unfair distribution of national income leads to negative results, whether for the class or classes that received a high share of this income or those who were deprived of it or received a small amount of it. Those who receive high incomes, especially those that are not based on logical foundations, are expected to spend them on non-essential needs, which results in the loss of these incomes and then contributes to raising price levels. We often hear and see a lot of money being spent on some parties, which is considered deviant behaviour. As for those who receive a small amount, their family incomes are very small, which pushes some of them to deviant behaviour due to need.

2-2-2 The spread of crime and lack of security: Studies show that the unfair distribution of income leads to the spread of crime and the loss of security (Taylor & Francis online 2025(volume 42 Issue 4)). Therefore, an empty stomach does not know logic, as it urges its owner to carry his weapon and go out to obtain what satisfies his hunger. The situation worsens with the loss of the authority capable of providing security.

2-2-3 Drug spread: Drugs are anything that causes the mind to go away and disappear because they contain chemicals that lead to drowsiness, sleep, or loss of consciousness (<https://www.moh.gov.sa>). It is not easy to determine the reason for a person's use of drugs, as there are multiple reasons, but the economic situation certainly has a relationship with the use of drugs. There are several reasons related to the economic situation, including:

- unjustified, obscene wealth and Extravagance in many families.
- Unemployment and psychological and social stress.
- Poverty
- The ease of obtaining drugs due to their low prices for economic reasons or the attempt to spread drugs by malicious parties. These factors may be a cause of drug use.

2-2-4 Increase in divorce cases :There are multiple and complex reasons behind the phenomenon of widespread divorce, among which are financial challenges, which constitute a heavy burden on marital relationships due to the low income of many segments of society, whether working in the government or private sector, while price levels are rising, which often leads to divorce, the rates of which increased from 1.2 per thousand population in 2005 to 1.7 in 2012 (Statistics of Women and Men - Iraq: 2013, 17). As for Baghdad Governorate, the divorce rates in 2022 reached 32.4%, as marriage contracts were 82,048, while divorce contracts reached 26,541 (Statistical Collection 2022-2023 - Table 12/12). Divorce rates in Baghdad are the highest compared to other governorates, as other high divorce rates reached (Qadisiyah 29.3%, Basra 28.5%, Karbala 23.2%, Nineveh 16.4%).)

2-2-5 The high incidence of begging: Begging is not a new phenomenon; it has existed since ancient times. However, what is new about this phenomenon is that it has become an easy profession in Iraq to get rich at the expense of society. Iraqis and foreigners participate in practicing this profession. What helps spread this phenomenon:

- Some families or people are really in dire need.

-Lack of awareness among many citizens of the fraudulent methods used in this field.

-Weak measures taken against beggars, whether by allocating places for those who do not have a breadwinner, providing them with sufficient assistance, or punishing those who use begging as a means of getting rich.

2-2-6 Many young people are reluctant to marry :The economic factor is the most important in young people's reluctance to marry, as most of them refrain from marriage because of their inability to secure a decent living. Given the meagre income of the majority of working people, the housing crisis, the high cost of daily living, and the high dependency ratio, we find young people postponing the thought of marriage or not even considering the idea of marriage, as this has become impossible for many young people.

2-2-7 Continued dropout from schools :Despite the many changes that have taken place in many fields, the education sector continues to suffer from negative aspects, some of which have become more famous than fire on a flag, the most important of which are:

1-Neglecting school buildings and not providing basic services or a significant shortage thereof.

2-Continuing the double and triple shift due to a shortage in the number of schools.

3-The lack of interest in the quality of education in public schools has opened the way for investment by the private sector, with exorbitant wages that are difficult for many families to afford.

4-Lack of interest in the educational staff in terms of low salaries and lack of interest in the quality of this staff and the extent of their qualification for educational tasks, and subjecting them to supervision and controls in effect in the field of education.

5-The lack of financial allocations for the Ministry of Education compared to other ministries. For example, but not limited to, the allocations for the Ministry of Education in the general budget for the year 2023 amounted to (11896363654) thousand dinars, while we find that the number of its workforce is (963949). If we compare this with the allocations for the Ministry of Oil, which amounted in the same budget to (23287261007) thousand dinars, and the number of its workforce is (2025) (Iraqi Gazette 4726 on 6/26/2023), the amount of difference between the allocations of the two ministries becomes clear, with the great responsibility that falls on the Ministry of Education. These reasons and others, which there is no room to discuss here, have led to a decline in the level of services in this area, which has led to continued dropouts from schools. The following table illustrates this.

Table (2) The percentage of primary school dropouts in Baghdad Governorate

Baghdad governorate	C*	Rusafa/1	Rusafa/2	Rusafa/3	AL- karkh/1	AL-karkh/2	AL-karkh/3
Number of students present	1	42199	81019	32287	26256	49931	33781
	2	40636	77776	30983	24878	46457	32197
	3	41122	77823	32062	24965	47305	32464
	4	24444	83088	33157	26939	50655	35483
	5	45392	90044	36563	29578	56319	38649
	6	39569	77588	28513	23527	51264	31497
Total		251362	487338	193565	156143	301921	204071
Number of student dropped out							
	1	938	2365	1230	498	1160	991
	2	769	2053	903	525	915	766
	3	866	2364	982	572	1122	886
	4	1020	2914	1124	890	1416	1253
	5	1966	5263	2228	1686	2993	2227
	6	1116	3127	1155	857	2063	1194
Total		6675	18086	7622	5028	9669	7317
Ratio of those who left to those who were present		2.7 %	3.7 %	4 %	3 %	3 %	3.6 %

* C: means class

Source: General Authority for Statistics and Geographic Information Systems (Primary Education Statistics in Iraq for the academic year 2022/2023) 2024.

Number of students present pages (27-32)

Number of students who dropped out, p. 38

The ratio of those who left to those who were present in the researcher's work.

2-2-8 The small number of children in educated families: Although there is a desire to reduce the birth rate in Iraq, it has been heard that the Ministry of Planning wants to space births for a period of two to three years by providing health services and contraceptives([https:// w.kirkuknow.com](https://w.kirkuknow.com)) And with the decline in the birth rate in Iraq, as it decreased from 3% to 2.6% (<https://kurdistantv.net>), the reality reveals that the majority of educated families and families with weak capabilities tend to have a small number of children, anticipating family responsibilities, which constitutes a structural

imbalance in the social structure. It is noted that uneducated families still have a high birth rate, and in light of:

- Continued dropout from school.
- The spread of modern communication culture.
- The large number of boys who beg in the streets.
- Drug outbreak.
- The spread of crime.

The kids of the upper classes will be lost, and the field will expand to the rabble, which poses an imminent danger, the signs of which we have begun to notice. So what will the future hold?

3- Chapter Three

Analysis of the field aspect of the research

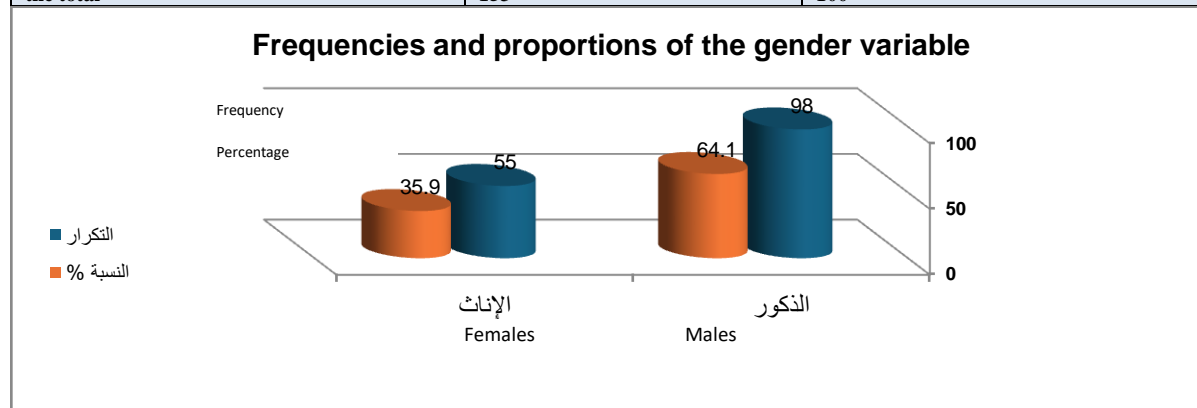
3-1- Research the community and sample: The research community is represented by a group of citizens in Baghdad Governorate. A random sample was chosen from the research community, and the sample size was 153, through a questionnaire. " (153) questionnaires were distributed to the research sample, and the number of questionnaires received and answered by the sample was (153).100% satisfaction form Second: Demographic characteristics

As for the demographic characteristics of the research sample members, through their answers to the questionnaire paragraphs regarding the identifying (personal) information, they showed that they were distinguished by the following features:

1. Gender: The number of males reached (98) individuals, which represents (64.1 %) of the total research sample of (153), while the number of females reached (55) individuals, which is (35.9 %) of the total research sample, which indicates that the study community pays great attention to both genders in completing work, as shown in Table (3).

Table (3) Frequencies and percentages of the gender variable

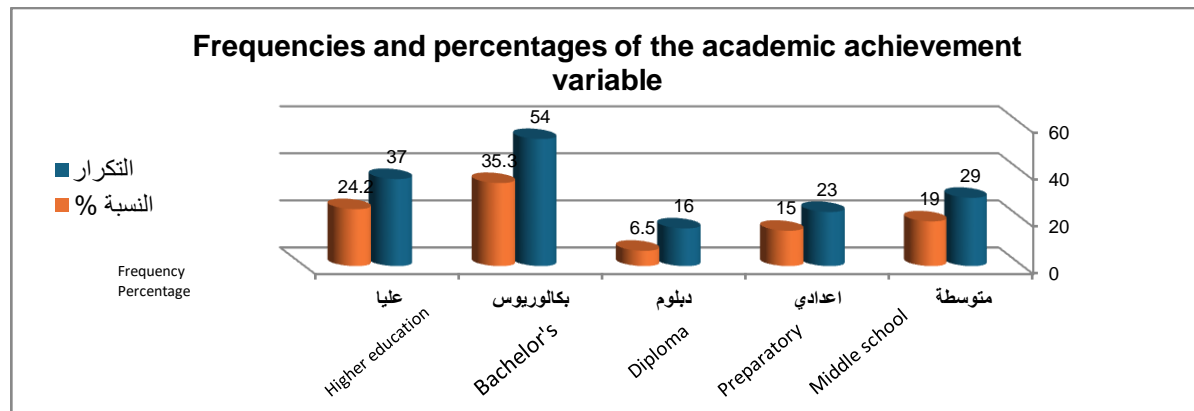
Gender repetition	Frequency	Percentage
Males	98	64.1%
Females	55	35.9%
the total	153	100



2.Academic achievement: From Table (4), it is clear that the highest percentage of the research sample members hold a bachelor 's degree. Their number reached (54) individuals out of the total research sample , which amounted to (153), i.e. (34.6 %), while the number of those who obtained Higher certificate , the number of whom reached(36) individuals, i.e. a percentage of (23.5 %) , followed by the number of those who obtained a middle school certificate, (29) individuals , i.e. a percentage of(19 %). and followed by the number of those who have obtained a preparatory certificate (23) individual, i.e. a percentage of(15 %). This indicates that most of the sample members enjoy a good cultural level , and have sufficient scientific ability to answer the questionnaire paragraphs, which makes the answers more accurate and objective.

Table (4) Frequencies and percentages of the academic achievement variable

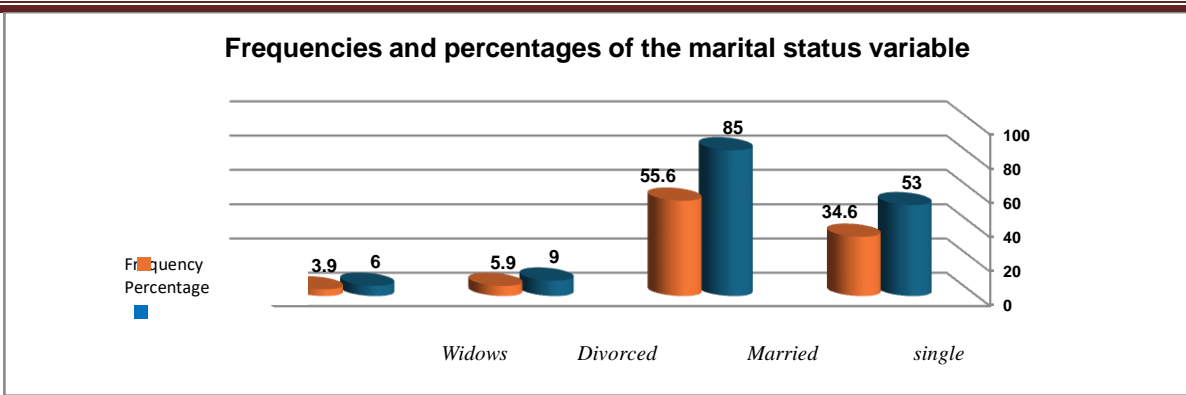
Academic achievement	Frequency	Percentage
Middle school	29	19%
Preparatory	23	15%
Diploma	16	6.5%
Bachelor's	54	35.3%
Higher education	37	24.2
The total	153	100



3.Marital status: From Table(5), it is clear that The highest percentage of the research sample members are married, as their number reached (85) individuals out of the total research sample, which amounted to (153), i.e. a percentage of (55.6 %), while the number of those who are single reached (53) individuals, i.e. a percentage of (34.6 %), followed by the number of divorced people (9) individuals, i.e. a percentage of (5.9 %). And it is followed by the number of widows (6) individuals, i.e. a percentage of (3.9 %). This indicates that most of the sample members enjoy different social situations. To answer the questionnaire paragraphs, which makes the answers more accurate and objective.

Table (5) Frequencies and percentages of the marital status variable

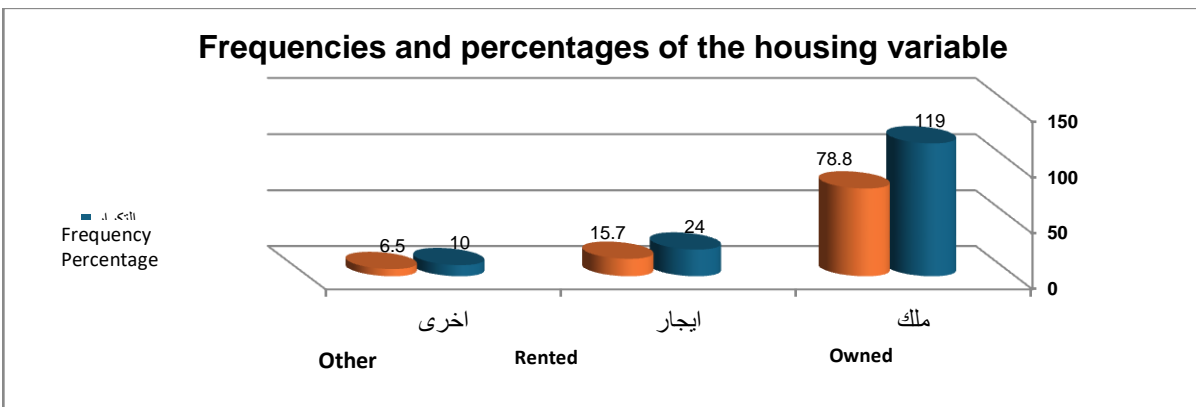
Marital status	Frequency	Percentage
single	53	34.6%
Married	85	55.6%
Divorced	9	5.9%
Widows	6	3.9%
Total	153	100



4. Housing: According to Table 6, the highest proportion of the research sample resides in owned housing, with 119 individuals out of a total sample of 153, representing 78.8%. Meanwhile, 24 individuals live in rented housing, accounting for 15.7%, followed by 10 individuals in other types of housing, representing 6.5%. This indicates that the majority of the sample enjoys housing ownership, which contributes to more accurate and objective responses to the questionnaire items.

Table (6) Frequencies and percentages of the housing variable

Housing status	Frequency	Percentage
Owned	119	78.8%
Rented	24	15.7%
Other	10	6.5%
Total	153	100



3-2 Reliability of the Questionnaire: To measure the reliability of the measurement tool (the questionnaire), the researcher used Cronbach's Alpha formula to verify the consistency of the study sample, which consisted of 153 participants and included 12 items. However, items (1, 10, and 12) were excluded, leaving 9 items in the final analysis. The resulting reliability coefficient was 0.79, indicating that the questionnaire is statistically reliable.

3-3 Internal Consistency Validity: Internal consistency validity was verified by calculating Pearson's correlation coefficient between the score of each item and the total score of the axis to which the item belongs. The following table shows the correlation between each item and the total score of its axis. The values of the correlation coefficients indicate that all items have a p-value less

than 0.05, meaning they are statistically significant. Therefore, all items are consistent with the axis they belong to.

Table (7): Correlation Coefficients Between Axis Items and Total Axis Score

Significance value	Correlation coefficient	Axis paragraphs
0.01	0.20	There big gap between Friends Login High andlow
0.00	0.51	,Levels Prices in Escalationwhich It affects the condition ofPension, Economic and social
0.00	0.46	There are Changes in Social negative like crimes because of economic conditions
0.00	0.52	the society complains thatabout unemployment, Which Leads to social problemsOther
0.00	0.47	Their family is poor, Which Calls for taking procedures suitable tohelp her
0.00	0.44	They use drugs because of hopelessness and frustration, and trafficking with it spoilsthe society
0.00	0.51	There Cases of divorce because of economic and social deterioration
0.00	0.45	There are Cases begging Many Which call for the study of the ,phenomenon and its treatment
0.00	0.49	There students leave ,school because of completely theConditions. Their familie Economic' deteriorating

3-4 Results of the Multivariate Tests: The table presents the results of four multivariate tests (Pillai's Trace, Wilks' Lambda, Hotelling's Trace, Roy's Largest Root) to assess the impact of the independent variable (x) on the set of dependent variables collectively.

1. Regarding the independent variable (x):

- The Sig. value in most tests (Pillai's Trace, Wilks' Lambda, Hotelling's Trace) was greater than the significance level (0.05), indicating that the effect of variable x on the dependent variables overall is not statistically significant.
- The exception is Roy's Largest Root, where $\text{Sig} = 0.011 < 0.05$, which may suggest a weak or limited effect of variable x on one of the dependent variables.

3-5: Results of the Between-Subjects Effects Test: The table for the Tests of Between-Subjects Effects shows the impact of the independent variable (x) on each dependent variable individually. From the (Sig) column, we observe that all values related to variable x were greater than 0.05, meaning the independent variable had no statistically significant effect on any of the dependent variables. Meanwhile, the Intercept showed high significance ($\text{Sig} = 0.000$) across all variables, indicating the strength of the statistical model itself, without a tangible effect from x.

Dependent variables with non-significant results ($\text{Sig} > 0.05$):

- There is a significant gap between high-income and low-income earners ($\text{Sig}=0.995$).
- Price levels are continuously rising ($\text{Sig} = 0.490$)
- Negative social changes such as crimes ($\text{Sig} = 0.314$)
- Society suffers from unemployment ($\text{Sig} = 0.495$)
- Presence of poor families ($\text{Sig} = 0.572$)
- Drug use due to despair and frustration ($\text{Sig} = 0.129$)
- High divorce rates ($\text{Sig} = 0.687$)
- Widespread begging ($\text{Sig} = 0.122$)
- Students dropping out of school ($\text{Sig} = 0.175$)

3-6: Comparison Between the Two Analyses

1. The Multivariate Test provides a comprehensive overview: it showed that variable x does not have a significant impact on the dependent variables collectively.
2. The Between-Subjects Test confirmed in detail that none of the individual dependent variables was affected by variable x (Sig > 0.05).
3. This reflects that the independent variable does not have a substantial
4. effect, and the statistical results are consistent across both tests.

4- Conclusions and Recommendations

4-1 Conclusions

1. Reliability and Validity of the Research Instrument: The results of Cronbach's Alpha coefficient (0.881) indicate that the measurement tool (the questionnaire) demonstrates a high level of internal consistency, reflecting the accuracy and coherence of the responses. Pearson correlation coefficients also showed that all items were statistically significant, confirming the internal validity of the instrument and its ability to accurately measure the intended concepts.
2. Demographic Characteristics of the Sample: The analyses revealed that the sample was diverse in terms of gender, age, educational attainment, and occupation. Males constituted 64.1% and females 35.9% of the sample, reflecting a realistic representation of the study population. Most participants held a bachelor's degree (35.3%), were married (55.6%), and owned their homes (78.8%), indicating a relatively stable cultural and economic status among respondents.
3. Results of the Multivariate Analysis of Variance (MANOVA): The results of the Pillai's Trace, Wilks' Lambda, and Hotelling's Trace tests indicated that the independent variable had no significant effect on the set of dependent variables, as all Sig values were greater than 0.05. This suggests that there were no statistically significant differences among the studied variables. However, Roy's Largest Root test showed a Sig value of 0.011 (< 0.05), indicating a limited and weak effect on only one of the dependent variables.
- 4- By tracking the course of the economic and social situation, it becomes clear that this situation was—and still is—in crisis. This crisis is manifested in the deteriorating economic and social dimensions that were referred to in the body of the research.
- 5-One of the most important factors that led to the deterioration of the economic and social conditions was the absence of a fair economic policy for the distribution of economic resources, which was reflected in the decline of the monthly income of the majority of families.
- 6- The disposable income of most families is hardly sufficient to cover basic needs in some cases, families may even resort to borrowing to meet these needs.
- 7-The general price level was continuously rising during the period of the study.
- 8-The period of the study witnessed a significant decline in gross domestic

product (GDP).

9-There was a substantial increase in unemployment rates during the period of the study.

10-The period of the study also witnessed an unusual pattern of income distribution, whereby certain groups—particularly the three presidencies—received a large share of income in the form of high salaries and privileges.

11-Meanwhile, the incomes of the majority of families experienced negative developments, accompanied by sharp increases in the pressures of daily life and living requirements.

4-2 Recommendations

1. Expand the sample size to include a broader range of geographic areas and social segments.
2. Incorporate macroeconomic variables (such as Gross Domestic Product, inflation rate, and poverty level) into future models.
3. Use more sophisticated analytical models, such as multiple regression or path analysis, to better understand causal relationships.
4. Re-examine the hypotheses using time-series data to track changes in relationships over time.
5. Enhance the measurement instruments by adding items that capture psychological and behavioural dimensions of the respondents.
6. Given the importance of income in individuals' lives, there is a need to reconsider economic policy in general, and income distribution in particular, in order to help families meet their needs.
7. The government should view addressing income issues as one of the preventive measures against deviation and various social problems.
8. Since price levels and their continuous rise constitute one of the main channels through which household income deteriorates, there is an urgent need for the government to do everything possible to stop or at least reduce the pace of this rise.
9. There is also an urgent need for the government to reconsider its social policies, especially about educational and health services, to restore balance to household income.
10. For the purpose of encouraging youth to marry and reducing divorce rates, there is a need for the government to adopt a new housing policy specifically for young people, in cooperation with public and private banks, to facilitate the purchase of ready-made housing units through affordable instalment plans.
11. In view of the widespread phenomenon of drug abuse, governmental and societal efforts should aim to address this phenomenon comprehensively through:
 - Raising awareness of the dangers of this phenomenon.
 - Providing job opportunities to rescue youth from the idleness that serves as a breeding ground for this phenomenon.
 - Providing medical and psychological treatment for those afflicted by this illness.

• Tightening oversight of drug dealers and taking the necessary legal measures against them.

12. Since education and culture constitute a protective barrier against negative phenomena, there is an urgent need to pay attention to education both quantitatively and qualitatively, by increasing the number of schools on the one hand and providing qualified teaching staff to carry out this mission as required.

References

❖ The Holy Qur'an

1. Central Statistical Organization and Information Technology: Women and Men in Iraq – Issues and Statistics, 2009.
2. Central Statistical Organization: Statistics of Women and Men – Iraq – Human Development Statistics Department, 2013.
3. Central Statistical Organization: Consumer Price Index for January 2023.
4. Central Statistical Organization: Statistical Report on Sustainable Development Goals, 2022.
5. Central Statistical Organization and Information Technology: Consumer Price Index Report for November 2024.
6. Central Statistical Organization: Annual Statistical Group (2008–2009).
7. Central Statistical Organization: Annual Statistical Group (2010–2011).
8. Central Statistical Organization: Consumer Price Index Report for 2019.
9. Federal Supreme Court: Issue No. 48/Federal/Media/2012
10. Federal Supreme Court: Issue No. 19/Federal/Media/2013
11. Federal Supreme Court: Issue No. 31/Federal/Media/2013
12. Al-Badri, Haitham Kareem Siwan: The Iraqi Economic Crisis under American Occupation after 2003, Political Issues Journal – College of Political Science, Al-Nahrain University, Baghdad, Issue (15), 2009.
13. Al-Bayati, Falah Mahmoud Khudair: British Occupation Policy in Iraq in the Middle Euphrates Region 1917–1920, University of Babylon / Journal of the College of Basic Education, Issue (6), March 2012.
14. L-Amin, Abdul Wahab & Zakaria Abdul Hamid Pasha: Principles of Economics – Part Two: Macroeconomics, Dar Al-Ma'arifa, Kuwait, 1983.
15. AL-Qaisi, Fawzi: Monetary Theory, First Edition, Dar Al-Tadamun Press, Baghdad, 1964.
16. AL-Rubaie Fathel Abdullah : Social changes – introduction in concept and theory - AL-Hikma bait – Iraq – Baghdad 2020 .
17. ESCWA: Survey of Economic and Social Developments 2005–2006, United Nations, New York , 2006 .
18. Group of Authors: Scientific Research Methodology and Techniques in Social Sciences, Arab Democratic Center for Strategic, Political, and Economic Studies, Berlin, Germany, 2019.
19. Hashem, Ismail Mohammed: Analytical Economics, Publisher: Egyptian Universities Press, Alexandria, 1987.
20. Iraqi Gazette: Issue No. 4214 dated 24/10/2011 Issue No. 4726 dated 26/06/2023
21. Yahya, Widad Younis: Monetary Theory – Theories, Institutions, Policies, Dar Al-Kutub for Printing and Publishing, University of Mosul, 1421 AH / 2001 AD.
22. Harris Laurence (Monetary theory), McGraw- Hill Book company , 1ST printing , 1985 .
23. Samuelson paul A & Nordhaus william D (Economics) , Twelfth Ediltion International student Edition , 1985 .
24. <https://www.kurdistan24.net/ar/opin>
25. <https://cosit.gov.iq/ar/start-index>
26. <https://almashad.com/article>
27. <https://obstan.org>
28. <https://ar.m.wikipedia>

29. [https:// ar.wikipedia.org/wiki](https://ar.wikipedia.org/wiki)

30. <https://www.Qoyod.com/ara/20-30>

31. Taylor & francis –online : justice quarterly - Volume 42 ,2025 Issue 4.

Appendix (Questionnaire)

Dear Esteemed Reader,

We are conducting a research study on (The Effects of Monthly Household Income Distribution on Negative Social Changes in Baghdad Governorate). As this research requires field data, we kindly ask for your assistance in answering the following items. Please note that the data is solely for scientific research purposes, and you are not required to provide your name, address, or any personal information.

[Note: Please place a check mark (✓) in the appropriate box]

First: Demographic Information

1- Gender: Male Female

2- Age (Years): Under 20 21–25 26–30 31–40 41–50 51–60 61 and above

3- Marital Status: Single Married Divorced Widowed

4- Educational Attainment: Intermediate Secondary Diploma Bachelor's Postgraduate

5- Housing: Owned Rented Other

6- Number of Family Members: 1 2 3 4 5 6 More than 6

Second: Economic Status

7- Monthly Household Income (in thousand dinars): 251–500 501–750 751–1000 1000–1500 More than 1500

8- Occupation: Government Employee Private Sector Employee Self-employed Retired Daily Worker Student Housewife Unemployed Other

Please continue on the back of the page

Third: General Questions on Social and Economic Conditions in Baghdad Governorate (2005–2024)

I agree completely	I agree	neutral	noI agree	noI agree at all	Do you agree that the following changes have occurred in Baghdad Governorate during (2005-2024)?	
					income -income earners and low-There is a big gap between high earners.	1
					Price levels are constantly rising, which affects the living conditions.	2
					due to There are negative social changes such as crimes economic and social conditions.	3
					The society suffers from unemployment, which leads to other social problems.	4
					There are poor families, which requires taking appropriate measures to help them.	5
					despair and frustration and There is use of drugs due to trafficking to corrupt society.	6
					There are many cases of divorce due to the deteriorating economic and social conditions.	7
					There are many cases of begging, which requires studying and addressing this phenomenon.	8
					There are many young people who are reluctant to marry because of their poor economic circumstances.	9
					There are students who drop out of school completely due to their families' poor economic conditions.	10
					births (i.e. the number of children Educated families reduce).	11

Thank you for your contribution to this questionnaire..515 – 10